

KVK SAHARANPUR

ANNUAL REPORT (January-December 2019)

APR SUMMARY

1. Training Programmes

Clientele	No. of Courses	Male	Female	Total participants
Farmers & farm women	43	660	200	860
Rural youths	8	55	25	80
Extension functionaries	7	70	0	70
Total	58	785	225	1010
Sponsored Training	6	328	52	385
Vocational Training (Sponsored)	4	166	16	182

2. Frontline demonstrations

Enterprise	No. of Farmers	Area (ha)	Units/Animals
Pulses(CFLD)	100	40.00	
Cereals	70	28.00	
Vegetables	0	0	
Fruit	10	4.00	
Total	180	72.00	
Livestock & Fisheries	20	0	20
Other enterprises	17	0	17
FLD under IARI, Pusa & DWR	53	19.00	
Total	90	19.00	37
Grand Total	270	91.00	37

3. Technology Assessment

Category	No. of Technology Assessed	No. of Trials	No. of Farmers
Technology Assessed			
Fruit	1	1	3
Vegetables	1	1	3
Livestock	1	1	5
Total	3	3	11

4. Extension Programmes

Category	No. of Programmes	Total Participants
Extension activities	1161	10701
Other Extension activities	412	
Total	1573	10701

5. Mobile Advisory Services

Name of KVK	Message Type	Type of Messages						Total
		Crop	Livestock	Weather	Marketing	Awareness	Other enterprise	
	Text only	332	209	112		143	47	843
	Voice only	62	28	18		31	11	150

	Voice & Text both	394	237	130	0	174	58	993
	Total Messages	394	237	130	0	174	58	993
	Total farmers Benefitted	5670	2564	2025	0	4065	2280	16604

6. Seed & Planting Material Production

	Quintal/Number	Value Rs.	Distributed to No. of farmers
Seed (q)			
Planting material (No.)	8450	2390.00	192
Bio-Products (kg)	866	36750.00	463
Livestock Production (No.)			
Fishery production (No.)			

7. Soil, water & plant Analysis

Type of Samples	No. of samples analysed	No. of Beneficiaries	Value Rs.
Soil	837	837	47400.00
Water			
Plant			
Total	837	837	47400.00

8. HRD and Publications

Sr. No.	Category	Number
1	Workshops	4
2	Conferences	2
3	Meetings	14
4	Trainings for KVK officials	5
5	Visits of KVK officials	11
6	Book published	3
7	Training Manual	2
8	Book chapters	3
9	Research papers	9
10	Lead papers	
11	Seminar papers	1
12	Extension folder	4
13	Proceedings	3
14	Award & recognition	1
15	On going research projects	

DETAIL REPORT OF APR (Jan.2019 to Dec. 2019)

1. GENERAL INFORMATION ABOUT THE KVK

1.1. Name and address of KVK with phone, fax and e-mail

Address	Telephone		E mail
	Office	FAX	
KRISHI VIGYAN KENDRA, KHAJURI BAGH, NEAR NUMAISH CAMP, NEW GOPAL NAGAR SAHARANPUR-247001 (U.P.)	0132-2664480	0132-2664480	kvksaharanpur01@gmail.com

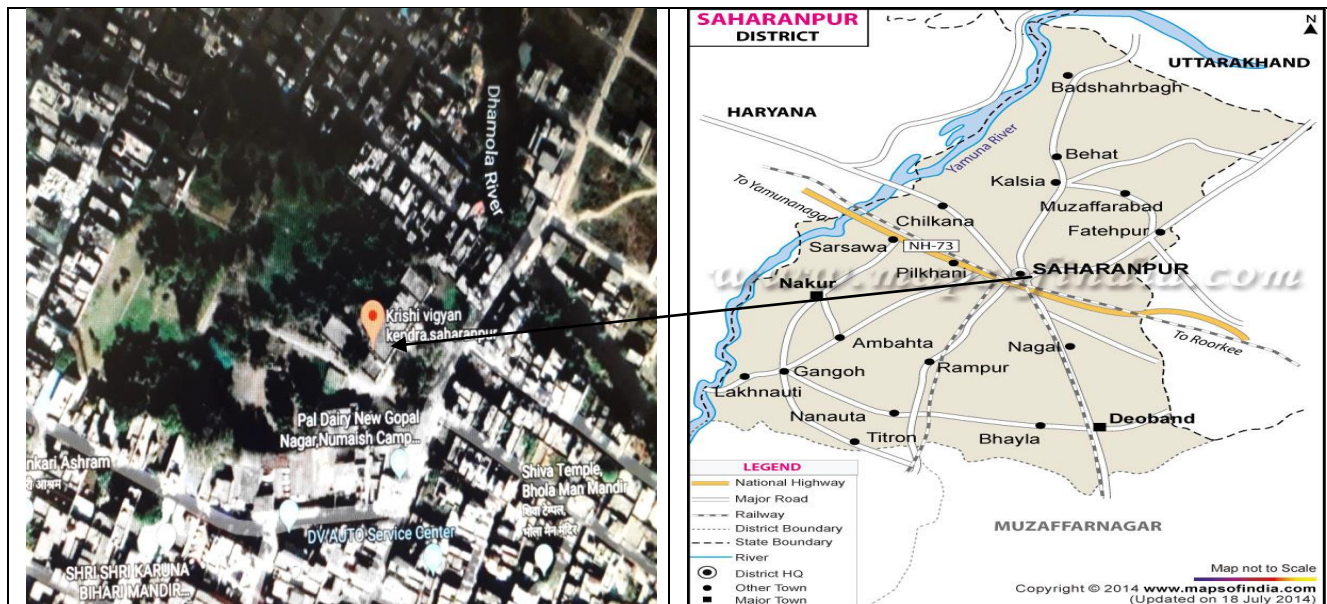
1.2 . Name and address of host organization with phone, fax and e-mail

Address	Telephone		E mail
	Office	FAX	
Sardar Vallabhbhai Patel University of Agril & Tech, Modipuram, Meerut, (U.P)	0121-2888511	0121-2888511	deesvpuat2014@gmail.com

1.3. Name of the Programme Coordinator with phone & mobile No

Name	Telephone / Contact		
	Residence	Mobile	Email
Dr. I.K. Kushwaha	--	9412376121	kushwahaik66@gmail.com

1.4. Year of sanction: 1992



1.5. Staff Position (as on 31th December, 2019)

Sl. No.	Sanctioned post	Name of the incumbent	Designation	Discipline	Pay Scale (Rs.)	Present basic (Rs.)	Date of joining	Permanent /Temp-orary	Category (SC/ST/OBC/ Others)	Mobile no.	Age	Email id
1	Subject Matter Specialist	Dr. I.K. Kushwaha	Professor (Plant Protection)/OIC	Ph.D (P.P.)	37400-67000	62420	10.04.1995	Permanent	OBC	9412376121	54	kushwahaik66@gmail.com
2	Subject Matter Specialist	Sh. Pramod Kumar	SMS/Asstt. Prof. (A.H)	M.Sc.(A.H)	15600-39100	31070	20.02.1995	Permanent	OBC	9311951646	48	pramod201070@rediffmail.com
3	Programme Assistant	Dr. Virendra Kumar	Programme Assistant	Ph.D (Ag. Botany)	9300-34800	76500	04.12.1992	Permanent	OBC	9837712827	54	virendrakumar053@gmail.com
4	Computer Programmer	Sh. R. R. Dhaneshwar	Prog. Asstt. (Comp.)	PGDCA(2yr) & MCA	9300-34800	70000	27.10.1999	Permanent	SC	9927279434	44	rajdhaneshwar_152@yahoo.co.in
5	Accountant / Superintendent	Sh. Ashwani Kumar	O/S cum Acctt.	B.A	9300-34800	50500	30.07.2007	Permanent	SC	9897656491	47	ashwanikvk@gmail.com
6	Stenographer	Sh. Sumit Kumar	Jr. Steno	BCA, LLB	5200-20200	38100	30.07.2007	Permanent	OBC	9412663575	39	
7	Driver	Sh. Sanjay Kumar	Driver	B.A	5200-20200	29300	30.07.2007	Permanent	GEN	9756909699	49	
8	Supporting staff	Sh. Sita Ram	Attendant	B.A	4440-7440	34300	22.12.1995	Permanent	GEN	9411033979	49	
9	Supporting staff	Sh. Ram Kumar	Peoni/Security Guard	High school	4440-7440	28400	19.12.2003	Permanent	SC	8126023434	48	

1.6. Total land with KVK (in ha) : 10.109 ha

Sl. No.	Item	Area (ha)
1	At Administrative campus	2.290
2	Orchard/Agro-forestry	5.869
3	Crop	0.90
4	Farm office & threshing floor	0.05
5	Guava orchard	1.000
Total:		10.109

1.7. Infrastructural Development:

A) Buildings

Sl. No.	Name of building	Source of funding	Stage				
			Complete			Incomplete	
			Completion Date	Plinth area (Sq.m)	Expenditure (Rs. in lakh)	Starting Date	Status of construction
1.	Administrative Building	ICAR	April 2005	550 m ²	31.50	01.06.06	Completed
2.	Farmers Hostel	ICAR	2008	300 m ²		01.06.06	Completed
3.	Staff Quarters (6)	ICAR	2008	431 m ²		01.06.06	Completed
4.	Demonstration Units/IFS/ATIC (9)	ICAR	2008 & 2017	760 m ²		01.06.06 & 17.03.2017	Completed
5.	Fencing	ICAR	2008	1000 m ²		01.06.06	Completed
6.	Irrigation Channel	ICAR	2008	800 m		01.06.06	Completed
7.	Threshing floor	ICAR	2008	300 m ²		01.06.06	Completed
8.	Farm godown	ICAR	2008	60 m ²		01.06.06	Completed

B) Vehicle

Type of vehicle	Year of purchase	Cost (Rs.)	Total kms. Run	Present status
Jeep	2009	4,85,000.00	179344	Working condition
Motor Cycle	2003	57,680.00	36,012	Working condition

C) Equipments & AV aids

Name of the equipment	Year of purchase	Cost (Rs.)	Present status
Photo Copier Machine with Voltage Stabiliser also two Toner	30.12.1999	66200.69	Not working
Over Head Projector	10.12.1999	15645	Not working
LCD Projector Panasonic	30.03.2007	57000	Working
VCR	21.10.2000	12450	Not working
TV	21.10.200	13900	Not Working
Camera Pantex	21.10.2000	22400	Not working
Digital Camera	30.03.2004	8450	Not working
Scanner	30.03.04	7400	Not working
Fax Machine	30.03.04	15000	Not working

1.8. A). Details SAC meeting conducted in the year

Sl. No.	Date	Name & Designation of Participants	Salient Recommendations	Action taken
1.	05.02.2019 (No. of participants-47)	Dr. S.K. Sachan, DE, SVPUA&T, Meerut	KVK also send farmers to University & others Institutions for training/exposure visit	Two exposure visit was conducted to DMR, Solan, IVRI Bareilly & GBPUA&T, Pantnagar
2		Dr. S.K. Sachan, DE	Implement shed made for CRM implements	Demand ofr implements send to ICAR-ATARI, Kanpur
3		Dr. Jai Singh, Ex-Director ICAR	Jointly efforts with Agriculture Department may be more effective	KVK involved in Kisan Pathshala programme as Scientists.
4		Dr. Y.P. Singh,	Farmers can obtain information	KVK time to time dessiment the

		AD(A.H.) SRE	about animal husbandry scheme through KVK and take benefit.	different Govt. scheme to farmers through goshies and literature
5		Sri. Satvir Singh, Progressive farmer	KVK may plan to visit mushroom producing centres for value addition knowledge	40 farmers visits mushroom growers centres(Himachal Pradesh & Uttarakhand) for knowledge empowerment
6		Sri. Seth Pal Singh, Progressive farmers	More emphasis given on campaign programme regarding pesticides spray before flowering in rice.	In Action Plan Rabi & Kharif campaign programme scheduled.
7		Sri. Omvir Singh, Prograssive farmer	Waste decomposer distribution programme appreciable and need to cover more farmer	Waste decomposer distribution programme cover 4000 farmers of 11 Block of District.
8		Smt. Trishla Devi	More emphasis given on SHG/ FPO for value addition and marketing of processed products.	KVK trained many farmers for adopting group approach. Sri. Sudhir Saini adoped value addition practices and launched trade name "Royal Food".
9		Dr. S.K. Sachan, DE, SVPUA&T, Meerut and Other Officials	SAC members appreciate the technology model and suggest the repairing of lab., Farmers' hostel, administrative building & residential quarters.	KVK sent budget demand for reappearing white washing etc.

2. DETAILS OF DISTRICT (2018-19)

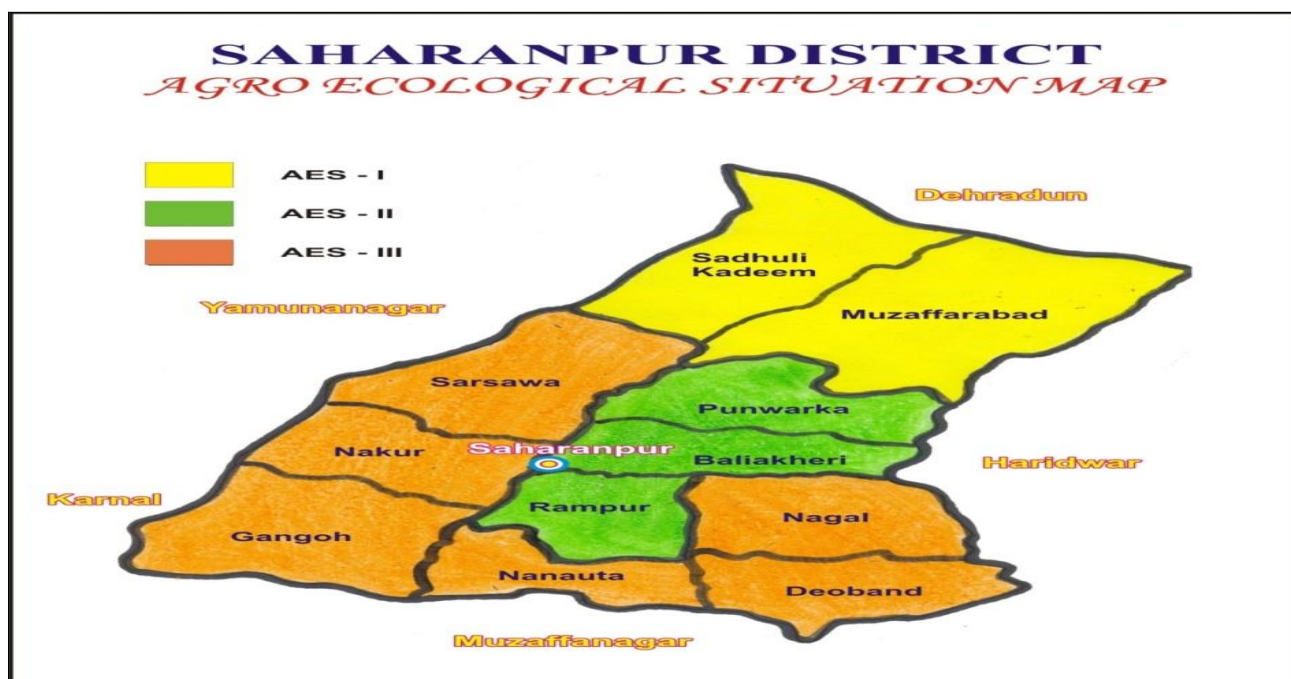
2.1 Major farming systems/enterprises (based on the analysis made by the KVK)

Sl. No.	Farming system/enterprise
1	Agri. + Hort. + A.H.
2	Agri. + A.H.
3	Landless + A.H.

2.2. Description of Agro-climatic Zone & major agro ecological situations

Table – AGROECOLOGICAL SITUATIONS OF SAHARANPUR DISTRICT

Sl. No.	AES	Characteristics of AES	Major Commodities	Farming System	Blocks
1.	I	More than 60 % of area rain fed, sandy and sandy loam	Maize, Wheat, Groundnut, Lentil, Guava, Mango, Brinjal, Bitter-guard, Cow, Goat, Sheep	Maize, Groundnut based+ Hort+AH (Cow, Goat, Sheep)	S. Kadeem, Muzaffarabad
2.	II	Irrigated Loam, Clay Loam soils	Rice, Wheat, S.cane, Mango, Vegetables, Buffalo, Cow	Paddy, Wheat, S. cane based+A.H. (Cow, Buffalo)+ Hort	Rampur, Baliakheri, Puwanrka
3.	III	Irrigated Sandy Loam, Loam (S.cane predominant)	S.cane, Wheat, Urd, Paddy, Mustard, Buffalo, Cow	S.cane based +Horticulture+A.H. (Cow, Buffalo)	Deoband, Nagal, Sarsawa, Nakur, Nanauta, Gangoh



2.3 Soil types

Sl. No.	Soil type	Characteristics	Area (ha)
1	Sandy	Size- >0.02 mm WHC- Low Fertility – Very Low	44280.00
2	Sandy loam & Loam	Size- 0.02-0.002 mm WHC- Medium Fertility – Medium	147706.00
3	Clay loam	Size- <0.002 mm WHC- High Fertility – High	81420.00
	Total:		273406.00

2.4 Area, Production and Productivity of major crops cultivated in the district

Sl.No.	Name of the commodity	Area (ha)	Production (qtl.)	Productivity (q/ha)
1	Paddy	73919	198070	26.80
2	Wheat	112.343	377.213	33.55
3	Sugarcane	79634	55993890	618.0
4	Groundnut	3890	32840	10.58
5	Urd	1441	5249	4.51
6	Maize	8285	92493	12.02
7	Gram	14	40	4.0
8	Lentil	2150	17290	7.98
9	Mustard	1205	1182	9.81
10	Pea	55	140	10.0

AREA, PRODUCTION AND PRODUCTIVITY OF IMPORTANT COMMODITIES IN SAHARANPUR DISTRICT

Sl.No.	Name of the commodity	Area (ha)	Productivity (ton/ha)
A	Vegetables		
1	Cole crops	6000	29.00
2	Brinjal	4610	34.00
3	Tomato	1975	31.00
4	Pea	1905	15.45
5	Cucurbits	9400	17.10
6	Potato	1020	24.56
7	Capsicum	275	18.60

8	Okra	1825	16.00
B	Spices		
1	Onion	215	21.00
2	Chilli	218	16.00
C	Fruits		
1	Mango	25946	11.00
2	Guava	2210	18.27
3	Litchi	1500	9.16
4	Peach	135	9.25

2.5 Weather data (Rainfall) :

Month	Rainfall (mm)	Temperature °C		Relative Humidity (%)
		Maximum	Minimum	
Jan., 2019	27.2	18	8	75
Feb., 2019	31.7	19	8	75
March, 2019	29.5	25	12	72
April, 2019	2.50	32	22	65
May, 2019	32.70	38	25	65
June, 2019	13.10	42	32	53
July, 2019	236.60	40	30	66
Aug., 2019	289.50	37	24	65
Sept., 2019	301.70	35	21	62
Oct., 2019	59.50	32	21	53
Nov., 2019	25.10	27	11	55
Dec., 2019	22.1	25	7	52

2.6 Production and productivity of livestock, Poultry, Fisheries etc. in the district

Category	Population	Production	Productivity (kg/day/animal)
Cattle	260352		
Crossbred	78106	89760	8.5
Indigenous	182246	120487	1.7
Buffalo	633988	1627016	5.8
Sheep	25813	36935	1.3
Goats	97072	50121	0.9
Pigs	25913	--	--
Poultry	87989	--	--

Category	Area (ha)	Production (qt.)	Productivity (qt./ha)
Fish	350	14350	41.0

2.7 Details of Operational area / Village (2019)

Sl. No.	Name of the block	Name of the village	Major crops & enterprises	Major problem identified	Identified Thrust Areas
1	Baliya Kheri	Nandi Firozpur, Chhapredi, Hasanpur Bhalasuwa	Sugarcane, Wheat, paddy, Lentil, Brinjal, Mango, Cows & Buffaloes	Poor quality seed, Imbalance fertilizer application, No seed treatment, Improper plant protection majors, Imbalanced feeding in animals, Improper hygienic condition, Lack of technical knowledge, Marketing problem etc	Promoting seed production, IPNM, IPM, IDM, Proper health & nutrition management in animals, Promoting Vallabh Krishak Club, Resource Conservation Technologies, Improving technical skills
2	Punwaraka	Punwarka, Budhha Khera Ahir, Chaurakhurd & Lakhnautikaln	Sugarcane, Wheat, paddy, Lentil, Urd, Mustard, Mango, Cows & Buffaloes	Poor quality seed, Imbalance fertilizer application, No seed treatment, Improper plant protection majors, Imbalanced feeding in animals, Improper hygienic condition, Lack of technical knowledge, Marketing	Promoting seed production, IPNM, IPM, IDM, Proper health & nutrition management in animals, Promoting Vallabh Krishak Club, Resource Conservation Technologies, Improving technical skills

				problem etc	
3	Nakur	Raniyala Dayalpur, Jaigeha, Dadnor	Sugarcane, Wheat, paddy, Lentil, Urd, Mustard, Mango, Cows & Buffaloes	Poor quality seed, Imbalance fertilizer application, No seed treatment, Improper plant protection majors, Imbalanced feeding in animals, Improper hygienic condition, Lack of technical knowledge, Marketing problem etc	Promoting seed production, IPNM, IPM, IDM, Proper health & nutrition management in animals, Promoting Vallabh Krishak Club, Resource Conservation Technologies, Improving technical skills
4	Sarsanwa	Bidvi, Ahadi Kanla & Patna	Sugarcane, Wheat, paddy, Urd, Mustard, Mango, Cows & Buffaloes	Poor quality seed, Imbalance fertilizer application, No seed treatment, Improper plant protection majors, Imbalanced feeding in animals, Improper hygienic condition, Lack of technical knowledge, Marketing problem etc	Promoting seed production, IPNM, IPM, IDM, Proper health & nutrition management in animals, Promoting Vallabh Krishak Club, Resource Conservation Technologies, Improving technical skills
5	Nagal	Bedadi Koli Nagal & Amki	Sugarcane, Wheat, paddy, Lentil, Brinjal, Mango, Cows & Buffaloes	Poor quality seed, Imbalance fertilizer application, No seed treatment, Improper plant protection majors, Imbalanced feeding in animals, Improper hygienic condition, Lack of technical knowledge, Marketing problem etc	Promoting seed production, IPNM, IPM, IDM, Proper health & nutrition management in animals, Promoting Vallabh Krishak Club, Resource Conservation Technologies, Improving technical skills
6	Rampur	Madnuki, Pahansu	Sugarcane, Wheat, paddy, Lentil, Brinjal, Mango, Cows & Buffaloes	Poor quality seed, Imbalance fertilizer application, No seed treatment, Improper plant protection majors, Imbalanced feeding in animals, Improper hygienic condition, Lack of technical knowledge, Marketing problem etc	Promoting seed production, Promoting mushroom production, IPNM, IPM, IDM, Proper health & nutrition management in animals, Promoting Vallabh Krishak Club, Resource Conservation Technologies, Improving technical skills
7	Gangoh	Mubarikpur Sukheri	Sugarcane, Wheat, paddy, Lentil, Brinjal, Mango, Cows & Buffaloes	Poor quality seed, Imbalance fertilizer application, No seed treatment, Improper plant protection majors, Imbalanced feeding in animals, Improper hygienic condition, Lack of technical knowledge, Marketing problem etc	Promoting seed production, IPNM, IPM, IDM, Proper health & nutrition management in animals, Promoting Vallabh Krishak Club, Resource Conservation Technologies, Improving technical skills
8	Muzaffarabad	Chanchak, Khusalipur & Baheda Kanla	Sugarcane, Groundnut, Wheat, paddy, Lentil, Brinjal, Mango, Cows & Buffaloes	Poor quality seed, Imbalance fertilizer application, No seed treatment, Improper plant protection majors, Imbalanced feeding in animals, Improper hygienic condition, Lack of technical knowledge, Marketing problem etc	Promoting seed production, IPNM, IPM, IDM, Proper health & nutrition management in animals, Promoting Vallabh Krishak Club, Resource Conservation Technologies, Improving technical skills
9	Deoband	Rankhandi, Makbara & Sakhan	Sugarcane, Wheat,	Poor quality seed, Imbalance fertilizer	Promoting seed production, IPNM, IPM, IDM, Proper

		Kanla	paddy, Lentil, Brinjal, Mango, Cows & Buffaloes	application, No seed treatment, Improper plant protection majors, Imbalanced feeding in animals, Improper hygienic condition, Lack of technical knowledge, Marketing problem etc	health & nutrition management in animals, Promoting Vallabh Krishak Club, Resource Conservation Technologies, Improving technical skills
10	Sadauli Kadeem	Rampur Badkala, Meerpur Thaska	Groundnut, Guava, Wheat, paddy, Lentil, Brinjal, Mango, Cows & Buffaloes	Poor quality seed, Imbalance fertilizer application, No seed treatment, Improper plant protection majors, Imbalanced feeding in animals, Improper hygienic condition, Lack of technical knowledge, Marketing problem etc	Promoting seed production, IPNM, IPM, IDM, Proper health & nutrition management in animals, Promoting Vallabh Krishak Club, Resource Conservation Technologies, Improving technical skills
11	Nanauta	Maheshpur, Hangawali, & Dalheri	Sugarcane, Wheat, paddy, Lentil, Brinjal, Mango, Poultry, Cows & Buffaloes	Poor quality seed, Imbalance fertilizer application, No seed treatment, Improper plant protection majors, Imbalanced feeding in animals, Improper hygienic condition, Lack of technical knowledge, Marketing problem etc	Promoting seed production, IPNM, IPM, IDM, Proper health & nutrition management in animals, Promoting Vallabh Krishak Club, Resource Conservation Technologies, Improving technical skills

2.8 Priority thrust areas

Crop/Enterprise	Thrust area
Rice	IPNM, Weed management, Hybrid rice, IPM, IDM, Seed production
Sugarcane	IPNM, Weed management, IPM, IDM, Seed production
Wheat	Integrated Nutrient Management, Weed management, IPM, IDM, Seed production
Oilseeds & Pulses crop	Sulphar application & IPM
Vegetables	IPNM & IPM
Animals	Endo & Ecto parasite control, Improving fertility, Nutreint management

2.9 Intervention/ Programmes for the doubling the farmers income – during 2019

Demonstrations

Before Interventions	Main crop Yield(q/ha)	Inter crop Yield(q/ha)	Equivalent Yield(q/ha)	Cost of cultivation(Rs/ha)*	Net income(Rs/ha)	B.C: Ratio	Remark if any
Intercropping System (Kharif-Rabi-Zaid) - Livestock etc.							
Sugarcane-Onion	1090.00	370.00	1460.00	135110.00	51350.00	1.38	

Discussion: Irrigation, Fertilizers, Labour, Land Preparation, Seed, Plant protection (Weed, Pest, disease) *

After Interventions	Main crop Yield(q/ha)	Inter crop Yield(q/ha)	Equivalent yield(q/ha)	Cost of cultivation(Rs/ha)*	Net income(Rs/ha)	B.C: Ratio	Remark if any
Intercropping System (Kharif-Rabi-Zaid) - Livestock etc.							
Sugarcane-Onion	1210.00	348.00	1558.00	148220.00	106021.00	1.71	

Discussion: Irrigation, Fertilizers, Labour, Land Preparation, Seed, Plant protection (Weed, Pest, disease) *

Before Interventions	Main crop Yield(q/ha)	Inter crop Yield(q/ha)	Equivalent yield(q/ha)	Cost of cultivation(Rs/ha)*	Net income(Rs/ha)	B.C: Ratio	Remark if any
Relay Cropping System(Kharif-Rabi-Zaid) -Livestock etc.							
Bottlegourd-Early Cauliflower-Green Gram	350.50	--	350.50	110350.00	153140.00	2.38	

Discussion: Irrigation, Fertilizers, Labour, Land Preparation, Seed, Plant protection (Weed, Pest, disease) *

After Interventions	Main crop Yield(q/ha)	Inter crop Yield(q/ha)	Equivalent yield(q/ha)	Cost of cultivation(Rs/ha)*	Net income(Rs/ha)	B.C: Ratio	Remark if any
Relay Cropping System(Kharif-Rabi-Zaid)-Livestock etc.							
Bottlegourd-Early Cauliflower-Green Gram	610.00	10.4	620.40	134450.00	235350.00	2.75	

Discussion: Irrigation, Fertilizers, Labour, Land Preparation, Seed, Plant protection (Weed, Pest, disease) *

Before Interventions	Main crop Yield(q/ha)	Inter crop Yield(q/ha)	Equivalent yield(q/ha)	Cost of cultivation(Rs/ha)*	Net income(Rs/ha)	B.C: Ratio	Remark if any
Mixed Farming System(Kharif-Rabi-Zaid)-Livestock etc.							
Rice-Wheat-Dairy	92.5	2250 lit.(milk)	92.5+2250	128130.00	158320.00	2.23	

After Interventions	Main crop Yield(q/ha)	Inter crop Yield(q/ha)	Equivalent yield(q/ha)	Cost of cultivation(Rs/ha)*	Net income(Rs/ha)	B.C: Ratio	Remark if any
Mixed Farming System(Kharif-Rabi-Zaid) -Livestock etc.							
Rice-Wheat-Dairy	118.50	26.70 qt.(milk)	145.20	139254.00	216330.00	2.53	

Before Interventions	Main crop Yield(q/ha)	Inter crop Yield(q/ha)	Equivalent yield(q/ha)	Cost of cultivation(Rs/ha)*	Net income(Rs/ha)	B.C: Ratio	Remark if any
IFS System(Kharif-Rabi-Zaid) -Livestock etc.							
Kharif- Rice	48	-	-	29110.00	75300.00	3.5	
Black Gram	9.5			15600.00	33200.00	3.1	
Rabi- Wheat	51			28900.00	24600.00	1.8	
Live stok	-	-	-	-	-	-	

After Interventions	Main crop Yield(q/ha)	Inter crop Yield(q/ha)	Equivalent yield(q/ha)	Cost of cultivation(Rs/ha)*	Net income(Rs/ha)	B.C: Ratio	Remark if any
IFS System(Kharif-Rabi-Zaid) -Livestock etc.							
Kharif- Rice	55	-	-	30600	105300	4.4	
Black Gram	Guava(3year)	14.3		18950	49200	3.5	
Rabi- Wheat	57	-		33850	65120	2.9	
Live stok	100 Chicks	-	-	9000	17500	2.9	

3. TECHNICAL ACHIEVEMENTS

3.A. Details of target and achievements of mandatory activities by KVK during 2019

OFT (Technology Assessment and Refinement)				FLD (Oilseeds, Pulses, Other Crops/Enterprises)			
1				2			
Number of OFTs		Total no. of Trials		Area in ha		Number of Farmers	
Targets	Achievement	Targets	Achievement	Targets	Achievement	Targets	Achievement
8-10	10	--	44	--	134.00	200	485

Training (including sponsored, vocational and other trainings carried under Rainwater Harvesting Unit)					Extension Activities			
3					4			
Number of Courses			Number of Participants		Number of activities		Number of participants	
Clientele	Targets	Achievement	Targets	Achievement	Targets	Achievement	Targets	Achievement
PF Farmers	100	57	2000	1140	2000	1317	4000	14672
Rural youth		10		100				
Extn. Functionaries		12		120				
Sponsored training		5		693				
Vocational RY Training		2		150				
Total	100	86	2000	2193	2000	1317	4000	14672

Seed Production (Qtl.)			Planting material (Nos.)		
5			6		
Target	Achievement	Distributed to no. of farmers	Target	Achievement	Distributed to no. of farmers
20	15	7	20,000	8705	274

I.A TECHNOLOGY ASSESSMENT

Summary of technologies assessed under various crops

Thematic areas	Crop	Name of the technology assessed	No. of trials	No. of farmers
Integrated Pest Management	Mango	Management of shoot gall maker (Psylliasp) insect in mango orchard	01	03
Integrated Pest Management	Brinjal	Assessment of shoot & fruit borer insect management in brinjal	01	03
Varietal Evaluation	Wheat	Evaluation of disease resistance & high yielding varieties of wheat in Saharanpur district	01	05
Total:			03	11

Summary of technologies assessed under livestock :

Thematic areas	Name of the livestock enterprise	Name of the technology assessed	No. of trials	No. of farmers
Feed & fodder management	Buffalo	Assessment of conventional and Bye-pass animal feed to enhancing milk yield.	01	10
Total			01	10

I.B. TECHNOLOGY ASSESSMENT IN DETAIL INTEGRATED PEST MANAGEMENT



OFT-1

Problem definition: Yield loss of 25% and income loss of Rs.70000/ha due to heavy incidence of shoot gall maker insect in mango orchard

Technology Assesse: Management of shoot gall maker (Psylliasp) insect in mango orchard
Mango is an important cash crop of WesternUP. However, there is high incidence of shoot gall maker (Psylliasp) insect in mango orchard resulting in yield loss. KVK Saharanpur conducted on-farm trial to assess the control measure. The assess technology of Thaiomethoxam@1gm/lit.+Profenophos@2gm/lit. water , two spray 2& 14 August reduced the percentage of insect infestation from 36 to 05 and yield awaited.

Table Effect of Thaiomethoxam+Profenophosin control of 15ffshoot gall maker (Psylliasp) insect in mango orchard

Technology Option	No.of trials	Incidence of shoot gall (%)	Yield (q/ha)	% Increase in yield over farmer's practice
Application of Imida 0.5ml/lit. (Farmers practice)	03	21	119.8	--
Thaiomethoxam@1gm/lit.+Profenophos@2gm/lit. water , two spray 2& 14 August.		7	151.4	31.6

OFT-2

Problem definition: Low yield & poor quality due to high incidence of shoot & fruit borer

Technology Assessed: Assessment of shoot & fruit borer insect management in brinjal.
Brinjal is an important crop of Western UP. However, there is high incidence of shoot & fruit borer in brinjal resulting in yield loss. KVK Saharanpur conducted on-farm trial to assess the control measure. The assess technology of Pheromone Trap + Lucin Lure @15/ha and repeat the lure 3 times for shoot borer effected crop 3sqm than spray of Elatracin insecticide.

Table: Effect of Pheromone Trap + Lucin Lure @15/ha control of shoot and fruit borer insect in brinjal.

Technology Option	No.of trials	Yield (kg/ha)	% Increase in yield over farmer's practice	Incidence of shoot borer (%)	Cost of cultivation (Rs./ha)	Gross income (Rs./ha)	Net Income (Rs. in lakh/ha)	BC Ratio
Insecticide Spray (Farmers practice)	03	187	--	24	71620	86230	14610	1.21
Pheromone Trap + Lucin Lure @15/ha		232	19.4	6	66800	96910	30110	1.45



VARIETAL EVALUTION

OFT-3

Problem definition: Low yield and income of wheat due to use of old varieties.

Technology Assessed: Evaluation of disease resistance & high yielding varieties of wheat in Saharanpur district. On-farm trial was conducted to find out suitable high yielding wheat variety for better yield and income

Source of technology: IARI, Pusa, New Delhi, & IIWBR, Karnal

Table: Performance of high yielding paddy varieties.

Treatments	No. of trial	Yield (q/ha)	% change in Yield	No of tillers/ plant	No. of plant effected/ 10sqm	Cost of cultivation (Rs./ha)	Gross income (Rs./ha)	Net Income (Rs./ha)	BC Ratio
T1: FP (PBW-550)	05	50.20	--	6	7	37300	109200	71900	2.92
T2: HD-2967		62.40	19.55	10	0	37950	138600	100650	3.65

Rs. 1735/q & Straw 450/q



Recommendation:- Farmers sown the old variety PBW 550 get yield 50.20 q/ha. Newly variety (HD- 2967) sown & get yield 62.40q/ha. yield was increased 19.55%

Farmers reaction:- HD-2967 crop was showed lodging resistance.

LIVE STOCK ENTERPRISES

OFT-4

Problem definition: Low milk yield and income due to conventional ration feeding.

Technology: Assessment of conventional and **Bye-pass animal feed** to enhancing milk yield.

KVK, Saharanpur conducted trial to find out suitable animal feed for improving milk yield and income. In this trial **Bye-pass animal feed** shows better result and more effective than other animal feed.

Assessment of different animal feed

Treatments	No. of trial	No. of animals	Milk Yield (Lit./day)	% change in Yield	Cost of cultivation (Rs./day)	Gross income (Rs./day)	Net Income (Rs./day)	BC Ratio
Farmer's practice (Conventional feed)	01	10	11.2	--	380	470	90	1.24
Use of Bye-pass animal feed @ 4 kg/day/animal		10	13.9	19.4	310	630	320	2.03



Recommendation – The yield of milking is 11.2 lt./day due to conventional feed and under treated get the milk 13.9lt./day resulted increased yield milk production 19.4%.

Farmer reaction – Under scientific feed management farmers get the much milk yield.

II FRONTLINE DEMONSTRATION

a. List of technologies demonstrated during previous year and popularized during 2018 and recommended for large scale adoption in the district

S. No.	Crop/ Enterprise	Thematic Area*	Technology demonstrated	Details of popularization methods suggested to the Extension system	Horizontal spread of technology		
					No. of villages	No. of farmers	Area in ha
1	Wheat	Weed management	Grassy weeds control through chlodinophop and met sulfuron in wheat	Kisan Gosthi, Extension functionaries training & Campaign	58	1402	4478
2	Paddy	Weed management	Grassy weeds control through bispyribac sodium 10% in paddy	Kisan Gosthi, Extension functionaries training & Campaign	51	1496	3712
3	Paddy	IDM	Sheath blight mgt. through Trichodermaharzianum	Awareness and Demonstration	57	948	955
4	Fodder	Popularization of nutrifeed fodder	Popularization of nutrifeed fodder	Kisan Gosthi, Extension functionaries training & Campaign	76	682	1675
5	Groundnut	IPNM in G nut	IPNM in Ground nut	Kisan Gosthi,Field, Extension functionaries training & Campaign	21	256	868
6	Ground-nut	IPM	Mgt. of white grub through B.bassiana	Awareness and Demonstration	7	145	92
7	Mustard	IPNM in mustard	IPNM mustard	Kisan Gosthi,Field, Extension functionaries training & Campaign	34	479	902
8	Onion	Varietal Introduction	Promotion of rabi & kharif onion variety	Kisan Gosthi,Field, Extension functionaries training & Campaign	251	883	1014
9	Guava	IPM	Management of fruit borer through Pheromone Methyeujinol lure(20Traps/ha), Lure change after 25 days interval at 3 times	Awareness and Demonstration	19	265	304
10	Sugar-cane	IPM	Application beauveriabassiana&Metarhizium for termite & white grub mgt.	Awareness and Demonstration	51	694	1512

b. Details of FLDs implemented during 2019

Frontline demonstration on pulse crops(CFLD)

Crop	Thematic Area	Name of the technology	Variety	No. of Farmers	Area (ha)	Yield (q/ha)			% Change in Yield	Other Parameters		Economics of demonstration (Rs./ha)				Economics of check (Rs./ha)				
						Demo				Check	Demo	Check	Gross Cost	Gross Return	Net Return	BCR (R/C)	Gross Cost	Gross Return	Net Return	BCR (R/C)
						High	Low	Average												
Black Gram	ICM	Improved variety, IPNM, IPM	Mass-479	25	10	14.0	8.45	11.20	8.10	38.27	-	-	18200	78400	60200	4.3	16750	56700	39950	3.39
Green Gram	ICM	Improved variety, IPNM, IPM	IPM 2-3	25	10	11.50	8.25	9.87	6.95	42.0	-	-	12500	49350	36850	3.9	11790	34750	26910	2.9
Lentil	ICM	Improved variety, IPNM, IPM	PL-8	25	10	Result awaited														



FLD on other crops

S. No.	Crop/Variety	Thematic area	Technology demonstrated	Season & Year	Area (ha)		No. of farmers/demo.			Reason for shortfall in achievement
					Proposed	Actual	SC/ST	Others	Total	
Cereals crops/Fruits										
1	Paddy(PB-1)	WM	Weed management through Visparibac Sodium 10% SC (Bisparibac Sodium 10% SC (Nominee gold) @80 gm/ demo.)	Kharif 2019	4.0	4.0	2	8	10	
2	Paddy(PB-1)	IDM	Neck blast mgt. through fungicides (Seed treatment Mancozeb+ Carbendazim@ 3 gm / kg seed & spray Tricylazole 75WP@ 0.1%)	Kharif 2019	4.0	4.0	3	7	10	
3	Guava(L-49)	IPM	Management of fruit fly through Pheromone Methy elujinol lure (20 Traps/ha), Lure change after 25 days interval at 3 times (Trap & Lure)	Kharif 2019	4.0	4.0	2	8	10	
4	Wheat(HD-2967)	IDM	Yellow rust mgt. through seed treatment & fungicide spray (Mancozeb+Carbendazim@3gm/kg seed, Propiconazole@0.1% & Tebuconazole 25EC@0.1%)	Rabi 2018-19	4.0	4.0	4	6	10	
5	Wheat(HD-2967)	WM	Weed mgt. through Clodinophop+ Metsulfuron	Rabi 2018-19	4.0	4.0	5	15	20	
6	Wheat(HD-2967)	WM	Weed mgt. through Clodinophop+ Metsulfuron	Rabi 2019-20	6.0	6.0	5	10	15	
7	Wheat(HD-2967)	IDM	Yellow rust mgt. through seed treatment & fungicide spray (Mancozeb+Carbendazim@3gm/kg seed, Propiconazole@0.1% & Tebuconazole 25EC@0.1%)	Rabi 2019-20	6.0	6.0	4	11	15	
8	White Button Mushroom (Strain Spawn)	Popularization of Mushroom	To demonstrate the yield potential & popularization of mushroom spawn	Rabi 2019-20	05	05	2	3	5	
Commercial crop										
9	S.cane	IPM	Management of white grub with soil treatment through Baveria bassiana 2.5 kg/ha and Metarizianum 2.5 kg/ha.	Zaid 2019	4.0	4.0	2	8	10	

Details of farming situation

S. No.	Crop	Season	Farming situation	Soil type	Status of soil			Previous crop	Sowing/ Transplanting date	Harvest date	Seasonal rainfall (mm)	No. of rainy days
					N	P	K					
Cereals Crops/Fruits												
1	Paddy (PB-1)	Kharif 2019	Irrigated	Loam	L	M	L	Wheat	11-16 July, 19	6-13 Nov., 19		
2	Paddy(PB-1)	Kharif 2019	Irrigated	Loam	L	M	L	Wheat	13-17 July, 19	12-16 Nov., 19		
3	Guava(L-49)	Kharif 2019	Irrigated	Loam	L	M	L	Guava	26-30 May 19	24 August 2019		
4	Wheat(HD-2967)	Rabi 2018-19	Irrigated	Loam	L	M	L	Paddy	15 Nov., 18	10 April, 19		
5	Wheat(HD-2967)	Rabi 2018-19	Irrigated	Loam	L	M	L	Paddy	14 Nov., 18	11 April, 19		
6	Wheat(HD-2967)	Rabi 2019-20	Irrigated	Loam	L	M	L	Paddy	11 Nov., 19	Result awaited		
7	Wheat(HD-2967)	Rabi 2019-20	Irrigated	Loam	L	M	L	Paddy	12 Nov., 19	Result awaited		
8	White Button Mushroom(Strain Spawn)	Rabi 2019-20	Irrigated	Sandy Loam	L	M	L	--	6-8.11.2019	Result awaited		
Commercial crop												
9	s.cane	Zaid 2019	Irrigated	Loam	L	L	M	Mustard	16-23 March, 18	11-14 Feb 2019	-	-

Technical Feedback on the demonstrated technologies

S. N.	Crop	Feed Back
Cereals Crops/Fruit		
1	Paddy(PB-1)	Right time application of herbicide more effective and good result.ii. It is highly effective herbicide in paddy field (2-3leaves stages in weeds). iii. Grains quality is batter due to no residual effect on crop and soil health.
2	Paddy (PB-1)	i. Proper Proper management of neck blast disease in treated plot.
3	Guava(L-49)	Lures continue tag 10 days before harvesting
4	Wheat(HD-2967)	Yellow rust more prevalence in Zin deficiency field
5	Wheat(HD-2967)	Good Combination clodinophop +metsulphorun

	Commercial crop	
6	Sugarcane	Bio control should be applied before sowing and 3month after sowing

Farmers' reactions on specific technologies

S. N	Crop	Feed Back
	Cereal Crops	
1	Paddy (PB-1)	i. Good quality of fungicides should be available in local level
2	Paddy (PB-1)	i. All weeds are kill
3	Guava(L-49)	i. Lures continue tag 10 days before harvesting
4	Wheat(HD-2967)	i. Yellow rust more prevalence in Zin deficiency field
5	Wheat (HD-2967)	i. Good Combination clodinophop +metsulphorun
	Commercial crop	
6	Sugarcane	Termite and white grub insect not properly control without bio control

Extension and Training activities under FLD

S. N.	Crop	Activity	No. of activities organized	Date	Number of participants	Remarks
	Cereals Crops					
1	Paddy (PB-1)	Farmers Training	01	14.10.2019	30	-
		Field days	01	12.7.2019	20	-
		Media Coverage	01	-	-	-
2	Paddy (PB-1)	Farmers Training	01	02.06.2019	20	
		Field days	01	16.10.2019	28	
		Media Coverage	01	02.10.2019	-	
		Extn. Functionaries	01	04.05.2019	10	-
3	Guava(L-49)	Farmers Training	01	01.04.2019	20	-
		Field days	01	21.06.2019	30	-
		Media Coverage	01	25.01.2019	-	-

		Extn. Functionaries	01	04.08.2019	10	-
4	Wheat(HD-2967)	Farmers Training	01	20.10.2018	20	
		Field days	01	04.03.2019	25	
		Media Coverage	01	20.11.2018	-	
		Extn. Functionaries	01	27.02.2019	12	-
5	Wheat (HD-2967)	Farmers Training	01	14.10.2018	32	
		Field days	01	02.11.2018	22	
		Media Coverage	01	-	-	
6	Sugarcane	Farmers Training	01	15.04.2018	20	
		Field days	01	20.02.2019	25	
		Media coverage	01	22.06.2018	-	
		Extn. Functionaries	01	21.09.2018	10	

Performance of Frontline demonstrations

Crop	Thematic Area	Name of the technology demonstrated	No. of Farmers	Area (ha)	Yield (q/ha)			Check	% Increase	Other parameters		*Economics of demonstration (Rs./ha)				*Economics of check (Rs./ha)					
					Demo		H			L	Avg.	Demo	Check	Gross Cost	Gross Return	Net Return	** BCR	Gross Cost	Gross Return	Net Return	** BCR
					H	L															
Cereals																					
Paddy(PB-1)	WM	Weed management through Bispyribac Sodium 10%	10	4.0	64.5	43.6	56.4	37.5	33.51	No. of weeds/sqm after 40 days		40400	152280	111880	3.7	39600	101250	61650	2.5		
										3	19										
										% decrease											
										84	--										
Paddy (PB-1)	IPM	Seed treatment Mancozeb+ Carbendazim@3gm/kg seed & spray Tricylazole7 SWP @ 0.1%	10	4.0	56.12	52.2	55.8	42.6	30.9	Sheath blight infestation		40250	167400	127150	4.1	38100	127800	89700	3.35		
										No. of plant affected/10m2											
										25	11										
										% Control											
									56	--											

Guava (L-49)	IPM	Management of fruit fly through Pheromone Methyelujiol lure(20Traps/ha), Lure change after 25 days interval at 3 times	10	4.0	36 5.2	302	345	302	14.2	-	-	27120	34500	317880	12.7	24503	302000	277497	12.3
										Yellow rust									
										No. of plant/10m2									
Wheat (HD-2967)	IDM	Mancozeb+ Carbendazim@3gm/kg seed, Propiconazole@0.1%& Tebuconazole@0.1%	10	4.0	49.2	46.3	47.75	38.2	25.0	5	12.3	29410	71625	42215	2.43	27852	57300	29449	2.06
										% change									
										59.3	--								
Wheat (HD-2967)	WM	Weed management through clodinofof 15% wp+Metsulfuron Methyl 20%WP	20	8.0	66.1	45.3	62.2	40.6	53.2	Weed population		33480	101075	67595	3.0	32840	65975	33135	2.0
										No. of weeds/m2									
										1	17								
										% control									
										94	--								
										27.5	22								
Commercial crop																			
Sugarcane (Cos-88230)	IPM	B. bassiana and M.anisoplie for management of white grub and termite	10	4.0	1068	865	925	810	14.2	27.5	15.7	157300	231200	73900	1.47	123800	169000	45200	1.37

FLD on Livestock

Category	Thematic area	Name of the technology demonstrated	No. of Farmer	No. of Units (Animal/ Poultry/ Birds, etc)	Major parameters (milk yield lit./day)		% change in major parameter	Other parameter (Fat %)		Economics of demonstration (Rs./day/animal)				Economics of check (Rs.)			
					Demo	Check		Demo	Check	Gross Cost	Gross Return	Net Return	BCR (R/C)	Gross Cost	Gross Return	Net Return	BCR (R/C)
Buffalaw	Feed mgt.	Urea treatment of wheat straw	5	5	6.8	6.1	11.48	3.9	3.8	320	535	215	1.67	300	495	195	1.65
Cattle	Milk production	Mineral & vitamin supplementation	30	30	17.5	15.2	15.13	6.4	5.9	360	650	290	1.81	300	545	245	1.82

Technical feedback:

- Urea treated wheat straw reduced the dry period of dairy animal.

Farmer's reaction:

- Urea treated wheat straw improve the animal health and digestibility for fodder.

FLD on Other enterprises

Category	Name of the technology demonstrated	No. of Farmer	No. of units	Major parameters		% change in major parameter	Other parameter		Economics of demonstration (Rs.) or Rs./unit				Economics of check (Rs.) or Rs./unit			
				Demo (yield)	Check		Demo	Check	Gross Cost	Gross Return	Net Return	BCR (R/C)	Gross Cost	Gross Return	Net Return	BCR (R/C)
Oyster mushroom	Quality of Spawn (5 kg)	10	10	29.2	22.1	32.13	Good shining	Low quality	123023	233600	110577	1.90	121560	176800	55240	1.45
Value Addition to mango (RTS)	Cirtic acid, KMS & Yellow color	10	10	Shelf-life- 4 months	1 month	300	Texture improve	Normal	61	92	31	1.51	50	60	10	1.2

FLDs Photographs



FLDs of National Extension Programme (NEP) Kharif-2019 (Paddy)

Crop	Thematic Area	Name of the technology demonstrated	No. of Demo.	No. of Farmers	Area (ha)	Avg. Yield (Qt)	Check Yield	% Increase Yield	Economics of demonstration (Rs.) or Rs./unit				Economics of check (Rs.) or Rs./unit			
									Gross Cost	Gross Return	Net Return	BCR (R/C)	Gross Cost	Gross Return	Net Return	BCR (R/C)
PB-1637	ICM	To demonstrated the yield potential in paddy variety	14	14	5.0	54.4	41.3	31.7	42600	158650	116050.00	3.72	40700	120400	79700.00	2.96
PB-1728	ICM	To asses yield potential in paddy variety	16	16	5.5	46.2	38.8	19.0	41250	154700	113450.00	3.75	39800	120600	80800.00	3.03

FLDs of National Extension Programme (NEP) Rabi-2019-20 (Wheat)

Crop	Thematic Area	Name of the technology demonstrated	No. of Demo.	No. of Farmers	Area (ha)	Avg. Yield (Qt)	Check Yield	% Increase Yield	Economics of demonstration (Rs.) or Rs./unit				Economics of check (Rs.) or Rs./unit			
									Gross Cost	Gross Return	Net Return	BCR (R/C)	Gross Cost	Gross Return	Net Return	BCR (R/C)
HD-2967	ICM	To demonstrated the yield potential in wheat variety	4	4	1.6			Result awaited								
HD-3086	ICM	To demonstrated the yield potential in wheat variety	4	4	1.6			Result awaited								
HDCSW-18	ICM	To demonstrated the yield potential in wheat variety	1	1	0.4			Result awaited								
HD-3226	ICM	To demonstrated the yield potential in wheat variety	1	1	0.2			Result awaited								
Palak (All green)	ICM	To demonstrated the yield potential in palak variety	1	1	0.2			Result awaited								

III. Training Programme (Jan 2019 to December 2019)

Farmers' Training including sponsored training programmes (on campus)

Thematic area	No. of courses	Participants								
		Others			SC/ST			Grand Total		
		Male	Female	Total	Male	Female	Total	Male	Female	Total
I Crop Production										
Weed Management										
Resource Conservation Technologies										
Cropping Systems										
Crop Diversification										
Integrated Farming										
Micro Irrigation/irrigation										
Seed production										
Nursery management										
Integrated Crop Management										
Soil & water conservatioin										
Integrated nutrient management										
Production of organic inputs										
Others (pl specify)										
Total										
II Horticulture										
a) Vegetable Crops										
Production of low value and high valume crops										
Off-season vegetables										
Nursery raising										
Exotic vegetables										
Export potential vegetables										
Grading and standardization										
Protective cultivation										
Others (pl specify)										
Total (a)										
b) Fruits										
Training and Pruning										
Layout and Management of Orchards										
Cultivation of Fruit										
Management of young plants/orchards										
Rejuvenation of old orchards										
Export potential fruits										
Micro irrigation systems of orchards										
Plant propagation techniques										
Others (pl specify)										
Total (b)										
c) Ornamental Plants										
Nursery Management										
Management of potted plants										
Export potential of ornamental plants										
Propagation techniques of Ornamental Plants										
Others (pl specify)										
Total (c)										
d) Plantation crops										
Production and Management technology										
Processing and value addition										
Others (pl specify)										
Total (d)										
e) Tuber crops										
Production and Management technology										
Processing and value addition										
Others (pl specify)										
Total (e)										
f) Spices										
Production and Management technology										

Processing and value addition										
Others (pl specify)										
Total (f)										
g) Medicinal and Aromatic Plants										
Nursery management										
Production and management technology										
Post harvest technology and value addition										
Others (pl specify)										
Total (g)										
GT (a-g)										
III Soil Health and Fertility Management										
Soil fertility management										
Integrated water management										
Integrated Nutrient Management										
Production and use of organic inputs										
Management of Problematic soils										
Micro nutrient deficiency in crops										
Nutrient Use Efficiency										
Balance use of fertilizers										
Soil and Water Testing										
Others (pl specify)										
Total										
IV Livestock Production and Management										
Dairy Management										
Poultry Management										
Piggery Management										
Rabbit Management										
Animal Nutrition Management	1	12	0	12	8	0	8	20	0	20
Disease Management	1	14	0	14	6	0	6	20	0	20
Feed & fodder technology	1	13	0	13	7	0	7	20	0	20
Production of quality animal products										
Others (pl specify)	2	32	0	32	8	0	8	40	0	40
Total	5	71	0	71	29	0	29	100	0	100
V Home Science/Women empowerment										
Household food security by kitchen gardening and nutrition gardening	1	0	13	13	0	7	7	0	20	20
Design and development of low/minimum cost diet										
Designing and development for high nutrient efficiency diet										
Minimization of nutrient loss in processing										
Processing and cooking										
Gender mainstreaming through SHGs										
Storage loss minimization techniques										
Value addition	1	0	11	11	0	9	9	0	20	20
Women empowerment										
Location specific drudgery reduction technologies										
Rural Crafts										
Women and child care										
Others (pl specify)										
Total	2	0	24	24	0	16	16	0	40	40
VI Agril. Engineering										
Farm Machinery and its maintenance										
Installation and maintenance of micro irrigation systems										
Use of Plastics in farming practices										
Production of small tools and implements										
Repair and maintenance of farm machinery and implements										

Small scale processing and value addition										
Post Harvest Technology										
Others (pl specify)										
Total										
VII Plant Protection										
Integrated Pest Management	3	47	3	50	8	2	10	55	5	60
Integrated Disease Management	1	16	0	16	4	0	4	20	0	20
Bio-control of pests and diseases	1	15	0	15	5	0	5	20	0	20
Production of bio control agents and bio pesticides	1	14	0	14	6	0	6	20	0	20
Others (pl specify)	1	11	2	13	7	0	7	18	2	20
Total	7	103	5	108	30	2	32	133	7	140
VIII Fisheries										
Integrated fish farming										
Carp breeding and hatchery management										
Carp fry and fingerling rearing										
Composite fish culture										
Hatchery management and culture of freshwater prawn										
Breeding and culture of ornamental fishes										
Portable plastic carp hatchery										
Pen culture of fish and prawn										
Shrimp farming										
Edible oyster farming										
Pearl culture										
Fish processing and value addition										
Others (pl specify)										
Total										
IX Production of Inputs at site										
Seed Production										
Planting material production										
Bio-agents production										
Bio-pesticides production										
Bio-fertilizer production										
Vermi-compost production										
Organic manures production										
Production of fry and fingerlings										
Production of Bee-colonies and wax sheets										
Small tools and implements										
Production of livestock feed and fodder										
Production of Fish feed										
Mushroom Production										
Apiculture										
Others (pl specify)										
Total										
X Capacity Building and Group Dynamics										
Leadership development										
Group dynamics										
Formation and Management of SHGs										
Mobilization of social capital										
Entrepreneurial development of farmers/youths										
WTO and IPR issues										
Others (pl specify)										
Total										
XI Agro-forestry										
Production technologies										
Nursery management										
Integrated Farming Systems										
Others (pl specify)										
Total										
GRAND TOTAL	14	174	29	203	58	18	77	233	47	280

Farmers' Training including sponsored training programmes (off campus)

Thematic area	No. of courses	Participants								
		Others			SC/ST			Grand Total		
		Male	Female	Total	Male	Female	Total	Male	Female	Total
I Crop Production										
Weed Management										
Resource Conservation Technologies										
Cropping Systems										
Crop Diversification										
Integrated Farming										
Micro Irrigation/irrigation										
Seed production										
Nursery management										
Integrated Crop Management										
Soil & water conservatioin										
Integrated nutrient management										
Production of organic inputs										
Others (pl specify)										
Total										
II Horticulture										
a) Vegetable Crops										
Production of low value and high volume crops										
Off-season vegetables										
Nursery raising										
Exotic vegetables										
Export potential vegetables										
Grading and standardization										
Protective cultivation										
Others (pl specify)										
Total (a)										
b) Fruits										
Training and Pruning										
Layout and Management of Orchards										
Cultivation of Fruit										
Management of young plants/orchards										
Rejuvenation of old orchards										
Export potential fruits										
Micro irrigation systems of orchards										
Plant propagation techniques										
Others (pl specify)										
Total (b)										
c) Ornamental Plants										
Nursery Management										
Management of potted plants										
Export potential of ornamental plants										
Propagation techniques of Ornamental Plants										
Others (pl specify)										
Total (c)										
d) Plantation crops										
Production and Management technology										
Processing and value addition										
Others (pl specify)										
Total (d)										
e) Tuber crops										
Production and Management technology										
Processing and value addition										
Others (pl specify)										
Total (e)										
f) Spices										
Production and Management technology										
Processing and value addition										
Others (pl specify)										

Total (f)										
g) Medicinal and Aromatic Plants										
Nursery management										
Production and management technology										
Post harvest technology and value addition										
Others (pl specify)										
Total (g)										
GT (a-g)										
III Soil Health and Fertility Management										
Soil fertility management										
Integrated water management										
Integrated Nutrient Management	1	15	0	15	5	0	5	20	0	20
Production and use of organic inputs	1	14	0	14	6	0	6	20	0	20
Management of Problematic soils										
Micro nutrient deficiency in crops										
Nutrient Use Efficiency										
Balance use of fertilizers	1	18	0	18	2	0	2	20	0	20
Soil and Water Testing	1	17	0	17	3	0	3	20	0	20
Others (pl specify)										
Total	4	64	0	64	16	0	16	80	0	80
IV Livestock Production and Management										
Dairy Management	3	45	0	45	15	0	45	60	0	60
Poultry Management	1	14	0	14	6	0	6	20	0	20
Piggery Management										
Rabbit Management										
Animal Nutrition Management	1	14	0	14	6	0	6	20	0	20
Disease Management	1	12	0	12	8	0	8	20	0	20
Feed & fodder technology	1	16	0	16	4	0	4	20	0	20
Production of quality animal products										
Others (pl specify)										
Total	9	132	0	132	48	0	48	180	0	180
V Home Science/Women empowerment										
Household food security by kitchen gardening and nutrition gardening	1	0	12	12	0	8	8	0	20	20
Design and development of low/minimum cost diet										
Designing and development for high nutrient efficiency diet										
Minimization of nutrient loss in processing	1	0	16	16	0	4	4	0	20	20
Processing and cooking										
Gender mainstreaming through SHGs										
Storage loss minimization techniques	1	0	11	11	0	9	9	0	20	20
Value addition	2	0	18	18	0	22	22	0	40	40
Women empowerment										
Location specific drudgery reduction technologies										
Rural Crafts	1	0	15	15	0	5	5	0	20	20
Women and child care	1	0	14	14	0	6	6	0	20	20
Others (pl specify)										
Total	7	0	86	86	0	54	54	0	140	140
VI Agril. Engineering										
Farm Machinery and its maintenance										
Installation and maintenance of micro irrigation systems										
Use of Plastics in farming practices										
Production of small tools and implements										
Repair and maintenance of farm machinery and implements										
Small scale processing and value addition										
Post Harvest Technology										

Others (pl specify)										
Total										
VII Plant Protection										
Integrated Pest Management	3	48	0	48	8	4	12	56	4	60
Integrated Disease Management	4	71	4	75	5	0	5	76	4	80
Bio-control of pests and diseases	1	17	0	17	3	0	3			20
Production of bio control agents and bio pesticides	1	12	0	12	3	5	8	15	5	20
Others (pl specify)										
Total	9	148	4	152	19	9	28	167	13	180
VIII Fisheries										
Integrated fish farming										
Carp breeding and hatchery management										
Carp fry and fingerling rearing										
Composite fish culture										
Hatchery management and culture of freshwater prawn										
Breeding and culture of ornamental fishes										
Portable plastic carp hatchery										
Pen culture of fish and prawn										
Shrimp farming										
Edible oyster farming										
Pearl culture										
Fish processing and value addition										
Others (pl specify)										
Total										
IX Production of Inputs at site										
Seed Production										
Planting material production										
Bio-agents production										
Bio-pesticides production										
Bio-fertilizer production										
Vermi-compost production										
Organic manures production										
Production of fry and fingerlings										
Production of Bee-colonies and wax sheets										
Small tools and implements										
Production of livestock feed and fodder										
Production of Fish feed										
Mushroom Production										
Apiculture										
Others (pl specify)										
Total										
X Capacity Building and Group Dynamics										
Leadership development										
Group dynamics										
Formation and Management of SHGs										
Mobilization of social capital										
Entrepreneurial development of farmers/youths										
WTO and IPR issues										
Others (pl specify)										
Total										
XI Agro-forestry										
Production technologies										
Nursery management										
Integrated Farming Systems										
Others (pl specify)										
Total										
GRAND TOTAL	29	344	90	434	83	63	146	427	153	580

Farmers' Training including sponsored training programmes – CONSOLIDATED (On + Off campus)

Thematic area	No. of courses	Participants								
		Others			SC/ST			Grand Total		
		Male	Female	Total	Male	Female	Total	Male	Female	Total
I Crop Production										
Weed Management										
Resource Conservation Technologies										
Cropping Systems										
Crop Diversification										
Integrated Farming										
Micro Irrigation/irrigation										
Seed production										
Nursery management										
Integrated Crop Management										
Soil & water conservatioin										
Integrated nutrient management										
Production of organic inputs										
Others (pl specify)										
Total										
II Horticulture										
a) Vegetable Crops										
Production of low value and high valume crops										
Off-season vegetables										
Nursery raising										
Exotic vegetables										
Export potential vegetables										
Grading and standardization										
Protective cultivation										
Others (pl specify)										
Total (a)										
b) Fruits										
Training and Pruning										
Layout and Management of Orchards										
Cultivation of Fruit										
Management of young plants/orchards										
Rejuvenation of old orchards										
Export potential fruits										
Micro irrigation systems of orchards										
Plant propagation techniques										
Others (pl specify)										
Total (b)										
c) Ornamental Plants										
Nursery Management										
Management of potted plants										
Export potential of ornamental plants										
Propagation techniques of Ornamental Plants										
Others (pl specify)										
Total (c)										
d) Plantation crops										
Production and Management technology										
Processing and value addition										
Others (pl specify)										
Total (d)										
e) Tuber crops										
Production and Management technology										
Processing and value addition										
Others (pl specify)										
Total (e)										
f) Spices										
Production and Management technology										
Processing and value addition										
Others (pl specify)										

Total (f)										
g) Medicinal and Aromatic Plants										
Nursery management										
Production and management technology										
Post harvest technology and value addition										
Others (pl specify)										
Total (g)										
GT (a-g)										
III Soil Health and Fertility Management										
Soil fertility management										
Integrated water management										
Integrated Nutrient Management	1	15	0	15	5	0	5	20	0	20
Production and use of organic inputs	1	14	0	14	6	0	6	20	0	20
Management of Problematic soils										
Micro nutrient deficiency in crops										
Nutrient Use Efficiency										
Balance use of fertilizers	1	18	0	18	2	0	2	20	0	20
Soil and Water Testing	1	17	0	17	3	0	3	20	0	20
Others (pl specify)										
Total	4	64	0	64	16	0	16	80	0	80
IV Livestock Production and Management										
Dairy Management	3	45	0	45	15	0	15	60	0	60
Poultry Management	1	14	0	14	6	0	6	20	0	20
Piggery Management										
Rabbit Management										
Animal Nutrition Management	2	26	0	26	14	0	14	40	0	40
Disease Management	2	26	0	26	14	0	14	40	0	40
Feed & fodder technology	2	29	0	29	11	0	11	40	0	40
Production of quality animal products										
Others (pl specify)	4	63	0	63	17	0	17	80	0	80
Total	14	203	0	203	77	0	77	280	0	280
V Home Science/Women empowerment										
Household food security by kitchen gardening and nutrition gardening	2	0	25	25	0	15	15	0	40	40
Design and development of low/minimum cost diet										
Designing and development for high nutrient efficiency diet										
Minimization of nutrient loss in processing	1	0	16	16	0	4	4	0	20	20
Processing and cooking										
Gender mainstreaming through SHGs										
Storage loss minimization techniques	1	0	11	11	0	9	9	0	20	20
Value addition	3	0	29	29	0	31	31	0	60	60
Women empowerment										
Location specific drudgery reduction technologies										
Rural Crafts	1	0	15	15	0	5	5	0	20	20
Women and child care	1	0	14	14	0	6	6	0	20	20
Others (pl specify)										
Total	9	0	110	110	0	70	70	0	180	180
VI Agril. Engineering										
Farm Machinery and its maintenance										
Installation and maintenance of micro irrigation systems										
Use of Plastics in farming practices										
Production of small tools and implements										
Repair and maintenance of farm machinery and implements										
Small scale processing and value addition										
Post Harvest Technology										

Others (pl specify)										
Total										
VII Plant Protection										
Integrated Pest Management	6	35	3	38	16	6	22	111	9	120
Integrated Disease Management	5	87	4	91	9	0	9	96	4	100
Bio-control of pests and diseases	2	32	0	32	8	0	8	40	0	40
Production of bio control agents and bio pesticides	2	26	0	26	9	5	14	35	5	40
Others (pl specify)	1	11	2	13	7	0	7	18	2	20
Total	16	251	9	260	49	11	60	300	20	320
VIII Fisheries										
Integrated fish farming										
Carp breeding and hatchery management										
Carp fry and fingerling rearing										
Composite fish culture										
Hatchery management and culture of freshwater prawn										
Breeding and culture of ornamental fishes										
Portable plastic carp hatchery										
Pen culture of fish and prawn										
Shrimp farming										
Edible oyster farming										
Pearl culture										
Fish processing and value addition										
Others (pl specify)										
Total										
IX Production of Inputs at site										
Seed Production										
Planting material production										
Bio-agents production										
Bio-pesticides production										
Bio-fertilizer production										
Vermi-compost production										
Organic manures production										
Production of fry and fingerlings										
Production of Bee-colonies and wax sheets										
Small tools and implements										
Production of livestock feed and fodder										
Production of Fish feed										
Mushroom Production										
Apiculture										
Others (pl specify)										
Total										
X Capacity Building and Group Dynamics										
Leadership development										
Group dynamics										
Formation and Management of SHGs										
Mobilization of social capital										
Entrepreneurial development of farmers/youths										
WTO and IPR issues										
Others (pl specify)										
Total										
XI Agro-forestry										
Production technologies										
Nursery management										
Integrated Farming Systems										
Others (pl specify)										
Total										
GRAND TOTAL	43	518	119	637	142	81	223	660	200	860

Training for Rural Youths including sponsored training programmes (On campus)

Area of training	No. of Courses	No. of Participants								
		General			SC/ST			Grand Total		
		Male	Female	Total	Male	Female	Total	Male	Female	Total
Nursery Management of Horticulture crops										
Training and pruning of orchards										
Protected cultivation of vegetable crops										
Commercial fruit production										
Integrated farming										
Seed production										
Production of organic inputs	1	7	0	7	3	0	7	10	0	10
Planting material production										
Vermi-culture										
Mushroom Production	2	9	2	11	6	3	9	15	5	20
Bee-keeping										
Sericulture										
Repair and maintenance of farm machinery and implements										
Value addition	2	0	11	11	0	9	9	0	20	20
Small scale processing										
Post Harvest Technology										
Tailoring and Stitching										
Rural Crafts										
Production of quality animal products										
Dairying	1	6	0	6	4	0	4	10	0	10
Sheep and goat rearing										
Quail farming										
Piggery	1	8	0	8	2	0	2	10	0	10
Rabbit farming										
Poultry production	1	7	0	7	3	0	3	10	0	10
Ornamental fisheries										
Composite fish culture										
Freshwater prawn culture										
Shrimp farming										
Pearl culture										
Cold water fisheries										
Fish harvest and processing technology										
Fry and fingerling rearing										
Any other (pl.specify)										
TOTAL	8	37	13	50	18	12	30	55	25	80

Training for Rural Youths including sponsored training programmes (Off campus): Nil

Area of training	No. of Courses	No. of Participants								
		General			SC/ST			Grand Total		
		Male	Female	Total	Male	Female	Total	Male	Female	Total
Nursery Management of Horticulture crops										
Training and pruning of orchards										
Protected cultivation of vegetable crops										
Commercial fruit production										
Integrated farming										
Seed production										
Production of organic inputs										
Planting material production										
Vermi-culture										
Mushroom Production										
Bee-keeping										
Sericulture										
Repair and maintenance of farm machinery and implements										

Value addition											
Small scale processing											
Post Harvest Technology											
Tailoring and Stitching											
Rural Crafts											
Production of quality animal products											
Dairying											
Sheep and goat rearing											
Quail farming											
Piggery											
Rabbit farming											
Poultry production											
Ornamental fisheries											
Composite fish culture											
Freshwater prawn culture											
Shrimp farming											
Pearl culture											
Cold water fisheries											
Fish harvest and processing technology											
Fry and fingerling rearing											
Any other (pl.specify)											
TOTAL											

Training for Rural Youths including sponsored training programmes – CONSOLIDATED (On + Off campus)

Area of training	No. of Courses	No. of Participants									
		General			SC/ST			Grand Total			
		Male	Female	Total	Male	Female	Total	Male	Female	Total	
Nursery Management of Horticulture crops											
Training and pruning of orchards											
Protected cultivation of vegetable crops											
Commercial fruit production											
Integrated farming											
Seed production											
Production of organic inputs											
Planting material production											
Vermi-culture											
Mushroom Production											
Bee-keeping											
Sericulture											
Repair and maintenance of farm machinery and implements											
Value addition											
Small scale processing											
Post Harvest Technology											
Tailoring and Stitching											
Rural Crafts											
Production of quality animal products											
Dairying											
Sheep and goat rearing											
Quail farming											
Piggery											
Rabbit farming											
Poultry production											
Ornamental fisheries											
Composite fish culture											
Freshwater prawn culture											
Shrimp farming											
Pearl culture											
Cold water fisheries											
Fish harvest and processing technology											
Fry and fingerling rearing											
Any other (pl.specify)											
TOTAL											

Training programmes for Extension Personnel including sponsored training programmes (on campus): Nil

Area of training	No. of Courses	No. of Participants								
		General			SC/ST			Grand Total		
		Male	Female	Total	Male	Female	Total	Male	Female	Total
Productivity enhancement in field crops										
Integrated Pest Management										
Integrated Nutrient management										
Rejuvenation of old orchards										
Protected cultivation technology										
Production and use of organic inputs										
Care and maintenance of farm machinery and implements										
Gender mainstreaming through SHGs										
Formation and Management of SHGs										
Women and Child care										
Low cost and nutrient efficient diet designing										
Group Dynamics and farmers organization										
Information networking among farmers										
Capacity building for ICT application										
Management in farm animals										
Livestock feed and fodder production										
Household food security										
Any other (pl.specify)										
TOTAL										

Training programmes for Extension Personnel including sponsored training programmes (off campus)

Area of training	No. of Courses	No. of Participants								
		General			SC/ST			Grand Total		
		Male	Female	Total	Male	Female	Total	Male	Female	Total
Productivity enhancement in field crops										
Integrated Pest Management	2	12	0	12	8	0	8	20	0	20
Integrated Nutrient management	1	7	0	7	3	0	3	10	0	10
Rejuvenation of old orchards										
Protected cultivation technology										
Production and use of organic inputs	1	8	0	8	2	0	2	10	0	10
Care and maintenance of farm machinery and implements										
Gender mainstreaming through SHGs										
Formation and Management of SHGs										
Women and Child care										
Low cost and nutrient efficient diet designing										
Group Dynamics and farmers organization										
Information networking among farmers										
Capacity building for ICT application										
Management in farm animals	1	7	0	7	3	0	3	10	0	10
Livestock feed and fodder production	1	6	0	6	4	0	4	10	0	10
Household food security	1	0	8	8	0	2	2	0	10	10
Any other (pl.specify)										
TOTAL	7	40	8	48	20	2	22	60	10	70

Training programmes for Extension Personnel including sponsored training programmes – CONSOLIDATED (On + Off campus)

Area of training	No. of Courses	No. of Participants								
		General			SC/ST			Grand Total		
		Male	Female	Total	Male	Female	Total	Male	Female	Total
Productivity enhancement in field crops										
Integrated Pest Management										
Integrated Nutrient management										
Rejuvenation of old orchards										
Protected cultivation technology										
Production and use of organic inputs										
Care and maintenance of farm machinery and implements										

Gender mainstreaming through SHGs										
Formation and Management of SHGs										
Women and Child care										
Low cost and nutrient efficient diet designing										
Group Dynamics and farmers organization										
Information networking among farmers										
Capacity building for ICT application										
Management in farm animals										
Livestock feed and fodder production										
Household food security										
Any other (pl.specify)										
TOTAL										

Table. Sponsored training programmes

Area of training	No. of Courses	No. of Participants								
		General			SC/ST			Grand Total		
		Male	Female	Total	Male	Female	Total	Male	Female	Total
Crop production and management										
Increasing production and productivity of crops	1	32	8	40	7	3	10	39	11	50
Commercial production of vegetables										
Production and value addition										
Fruit Plants										
Ornamental plants										
Spices crops										
Soil health and fertility management	2	72	8	80	15	5	20	87	13	100
Production of Inputs at site	1	37	5	42	8	2	10	45	7	52
Methods of protective cultivation										
Others (pl. specify)										
Total										
Post harvest technology and value addition										
Processing and value addition										
Others (pl. specify)										
Total										
Farm machinery										
Farm machinery, tools and implements										
Others (pl. specify)										
Total										
Livestock and fisheries										
Livestock production and management										
Animal Nutrition Management										
Animal Disease Management										
Fisheries Nutrition										
Fisheries Management										
Others (pl. specify)										
Total										
Home Science										
Household nutritional security										
Economic empowerment of women										
Drudgery reduction of women										
Others (pl. specify)										
Total										
Agricultural Extension										
Capacity Building and Group Dynamics										
Others (pl. specify)										
Total										
GRAND TOTAL										

Name of sponsoring agencies involved

Details of vocational training programmes carried out by KVKs for rural youth

Area of training	No. of Courses	No. of Participants								
		General			SC/ST			Grand Total		
		Male	Female	Total	Male	Female	Total	Male	Female	Total
Crop production and management										
Commercial floriculture										
Commercial fruit production										
Commercial vegetable production										
Integrated crop management										
Organic farming										
Others (pl. specify)										
Total										
Post harvest technology and value addition										
Value addition										
Others (pl. specify)										
Total										
Livestock and fisheries										
Dairy farming										
Composite fish culture										
Sheep and goat rearing										
Piggery	1	8	0	8	14	0	14	22	0	22
Poultry farming	1	14	0	14	6	0	6	20	0	20
Others (pl. specify)										
Total	2	22	0	22	20	0	20	42	0	42
Income generation activities										
Vermicomposting										
Production of bio-agents, bio-pesticides, bio-fertilizers etc.										
Repair and maintenance of farm machinery and implements										
Rural Crafts										
Seed production										
Sericulture										
Mushroom cultivation	2	110	12	122	14	4	18	124	16	140
Nursery, grafting etc.										
Tailoring, stitching, embroidery, dying etc.										
Agril. para-workers, para-vet training										
Others (pl. specify)										
Total	2	110	12	122	14	4	18	124	16	140
Agricultural Extension										
Capacity building and group dynamics										
Others (pl. specify)										
Total										
Grand Total	4	132	12	144	34	4	38	166	16	182

Glimpse of Training Programmes



IV. Extension Programmes

Activities	No. of programmes	No. of farmers	No. of Extension Personnel	TOTAL
Advisory Services	510	600	30	546
Diagnostic visits	194	475	80	555
Field Day	21	324	35	359
Group discussions	2	50	4	54
Kisan Ghosthi	16	1785	150	1935
Film Show	12	299	35	334
Self -help groups	4	240	25	255
Kisan Mela	3	1874	42	1916
Exhibition	2	1562	55	1617
Scientists' visit to farmers field	72	442	0	442
Plant/animal health camps	1	223	8	231
Farm Science Club	2	85	5	93
Ex-trainees Sammelan	3	168	12	180
Farmers' seminar/workshop	4	184	9	193
Method Demonstrations	87	112	0	112
Celebration of important days	2	312	53	365
Special day celebration	2	284	41	325
Exposure visits	3	142	9	151
Kisan Samman Diwas	1	356	55	411
Mahila Kisan Diwas	1	103	7	110
World Soil Health Day	1	263	48	311
Total	943	9883	703	10579

Details of other extension programmes

Particulars	Number
Electronic Media (CD./DVD)	5
Extension Literature	6
News paper coverage	72
Popular articles	9
Radio Talks	192
TV Talks	5
Animal health camps (Number of animals treated)	118
Total	407

Name of KVK	Message Type	Type of Messages						Total
		Crop	Lives-tock	Weather	Marke-ting	Aware-ness	Other enterprise	
Saharanpur	Text only	332	209	112	0	143	47	843
	Voice only	62	28	18	0	31	11	150
	Voice & Text both	394	237	0	0	174	58	863
	Total Messages	788	474	130	0	348	116	1856
	Total farmers Benefitted	5670	2564	2025	0	4015	2280	16604

Glimpse of Extension Programmes



V. DETAILS OF TECHNOLOGY WEEK CELEBRATIONS

Number of KVKs organised Technology Week	Types of Activities	No. of Activities	Number of Participants	Related crop/livestock technology
	Gosthies	2	324	
	Lectures organised	11	382	
	Exhibition	1	322	
	Film show	13	456	
	Fair	1	342	
	Farm Visit	21	514	
	Diagnostic Practicals	7	462	
	Distribution of Literature (No.)	11	1124	
	Distribution of Seed (q)	14	52	
	Distribution of Planting materials (No.)	9	12200	
	Bio Product distribution (Kg)	720	223	
	Bio Fertilizers (q)	10	108	
	Distribution of fingerlings			
	Distribution of Livestock specimen (No.)			
	Total number of farmers visited the technology week	2	428	
	Total:	822	16937	

VI. PRODUCTION OF SEED/PLANTING MATERIAL AND BIO-PRODUCTS

Production of seeds: Nil

Production of planting materials

Crop	Name of the crop	Name of the variety	Name of the hybrid	Number	Value (Rs.)	Number of farmers
Commercial						
Vegetable seedlings						
	Brinjal	Nav Kiran		1240	540	7
	Onion		Agrifound Light Red	12500	1000	17
Fruits						
Guava	Guava	Type 9		10	250	10
Ornamental plants						
Medicinal and Aromatic						
	Lemon Grass	Local		200	100	50
Plantation						
Spices						
Tuber						

Fodder crop saplings						
Napier grass			Hybrid	2500	500	108
Forest Species						
Others						
Total				16450	2390	192

Production of Bio-Products

Bio Products	Name of the bio-product	Quantity (Kg)	Value (Rs.)	No. of Farmers
Bio Fertilisers	Vermi compost	520	2600	227
Bio-pesticide	Beauveria bassiana	13	1690	13
	Metarrhizium anisoplae	6	680	6
	T. harzianum	106	13780	106
Bio-fungicide				
Bio Agents				
Others	Mushroom spawn	220	17600	110
	Worms	1	400	1
Total		866	36750	463

Table: Production of livestock materials : Nil

VII. DETAILS OF SOIL, WATER AND PLANT ANALYSIS

Samples	No. of Samples	No. of Farmers	No. of Villages	Amount realized (Rs.)
Soil	837	784	194	47400.00
Water				
Plant				
Manure				
Total	837	784	194	47400.00

VIII. SCIENTIFIC ADVISORY COMMITTEE

Name of KVK	Number of SACs conducted
Saharanpur	02

IX. NEWSLETTER/MAGAZINE

Name of News letter/Magazine	No. of Copies printed for distribution
Technology Calender CRM	500

X. PUBLICATIONS

Category	Number
Research Paper	9
Technical bulletins	4
Technical reports	8
Booklet	3
Book Chapter	3
Training manual	2
Extension Literature	8

XI. DETAILS ON RAIN WATER HARVESTING STRUCTURE AND MICRO-IRRIGATION SYSTEM

Activities conducted				
No. of Training programmes	No. of Demonstrations	No. of plant materials produced	Visit by farmers (No.)	Visit by officials (No.)

XII. INTERVENTIONS ON DISASTER MANAGEMENT/UNSEASONAL RAINFALL/HAILSTORM/COLD WAVES ETC

Introduction of alternate crops/varieties: Nil

Crops/cultivars	Area (ha)	Extent of damage	Recovery of damage through KVK initiatives if any
Total			

Major area coverage under alternate crops/varieties: Nil

Crops	Area (ha)	Number of beneficiaries
Oilseeds		
Total		

Farmers-scientists interaction on livestock management

Livestock components	Number of interactions	No. of participants
Vaccination and balance ration	28	214
Sterility management	01	138
Fodder management	02	75
Piggery management	03	37
Fishries management	02	28
Total	36	492

Animal health camps organised

Number of camps	No. of animals	No. of farmers
Two camps with support of Deptt. of Animal Husbandry	342	321
Total	342	321

Seed distribution in drought hit states

Crops	Quantity (qtl)	Coverage of area (ha)	Number of farmers
Hybrid Napier grass slips	5112 no	25.00	142
Total	5112 no	25.00	142

Large scale adoption of resource conservation technologies

Crops/cultivars and gist of resource conservation technologies introduced	Area (ha)	Number of farmers
Drum seeded rice paddy cultivation	311.00	267
Improved trench method of sugarcane	30560.00	5040
Total	30871.00	5307

Awareness campaign

	Meetings		Gosthies		Field days		Farmers fair		Exhibition		Film show	
	No.	No. of farmers	No.	No. of farmers	No.	No. of farmers	No.	No. of farmers	No.	No. of farmers	No.	No. of farmers
Disaster mgt., Unseasonal rain, Hailstrom & Cold waves	08	211	20	1124	11	178	5	2635	3	1265	9	742
Total	08	211	20	1124	11	178	5	2635	3	1265	9	742

XIII. DETAILS ON HRD ACTIVITIES

A. HRD activities organized in identified areas for KVK staff by the Directorate of Extension

Name of the SAU	Title of the training programmes	No of programmes	No. of Participants	No. of KVKs involved
Total				

B. HRD activities organized in identified areas for KVK staff by Zonal Project Directorate

Title of the training programmes	No of programmes	No. of Participants	No. of KVKs involved
Total			

XIV. CASE STUDIES : Nil

XIV. AGRICULTURAL TECHNOLOGY INFORMATION CENTRE (2019)

A. Details on ATICs

S. No	Name of the ATIC	Name of the Host Institute	Name of the ATIC Manager
1	KVK Saharanpur	SVPUA&T, Meerut	Dr. I.K. Kushwaha

B. Details on Farmer's visit (Jan 2019 to Dec 2019)

S. No	Purpose of visit	Number of farmer's visited
01	Technology Information	1745
02	Technology Products	178
03	Others if any pl. specify	123

C. Facilities in the ATIC which are in operation

S. No	Particulars	Availability(Please \checkmark mark)	Number of ATICs
01	Reception counter	\checkmark	2
02	Exhibition / technology museum	\checkmark	1
03	Touch screen Kiosk	\checkmark	5
04	Cafeteria	\checkmark	1
05	Sales counter	\checkmark	1
06	Farmer's feedback register	\checkmark	1
07	Others if any (please specify)		2

D. Technology information provided

D.1. Details on technology information (Jan 2019 to Dec 2019)

S. No	Information category	Number of ATICs	Total number of farmers benefitted	Category of information						
				Varieties / hybrids	Pest management	Disease management	Agro-techniques	Soil and water conservation	Post Harvest technology and Value addition	Animal Husbandry and fisheries
01	Kisan Call Centre / other Phone calls from farmers		1474	218	316	476	114	142	87	121
02	Video shows		42							
03	Letters received									
04	Letters replied									
05	Training to farmers / technocrats / students		108	11	19	31	5	9	14	19
06	Others pl. specify									

D.2 . Publications (Print & Electronic media) (Jan 2019 to Dec 2019)

S. No	Particulars	Number sold	Revenue generated in Rs.	Number of farmers benefitted
01	Books			
02	Technical bulletins			
03	Technology Inventory			
04	CDs			
05	DVDs			
06	Video films			
07	Audio CDs			
08	Others if any (please specify)			

E. Technology Products provided (Jan 2019 to Dec 2019)

S. No	Particulars	Quantity	Unit of quantity	Value in Rs.	Number of farmers benefitted
01	Seeds		Quintal		
02	Planting materials	15000	Numbers	13857	112
03	Livestock		Numbers		
04	Poultry birds		Numbers		
05	Bio-products	1	Quintals	13000	105
06	Mushroom spawn	2.25	Quintals	18000	25
07	Vermi compost	5	Quintals	2500	110
08	Worms	0.01	Quintals	400	3

F. Technology services provided (Jan 2019 to Dec 2019)

S. No	Particulars	Number of farmers benefitted
01	Soil and water testing	837
02	Plant diagnostics	
03	Details about the services to line Departments	4251
04	Others if any (please specify)	212

-----XXXXXXXX-----

कृषि विज्ञान केन्द्र, सहारनपुर
24वीं वैज्ञानिक सलाहकार समिति की बैठक दिनांक 20.12.2019

क्र.स.	नामित सदस्य	अधिकारी का पद
1	डा० एस०के० सचान	निदेशक प्रसार कृषि वि०वि०,मेरठ/अध्यक्ष
2	डा० पी०के० सिंह	सहनिदेशक प्रसार निदेशालय कृषि वि०वि०,मेरठ
3	श्री राजेश चौधरी	एल०डी०एम० पंजाब नेशनल बैंक,सहारनपुर
4	श्री रवि प्रकाश	वरिष्ठ उद्यान निरीक्षक, उद्यान विभाग सहारनपुर
5	डा० आई०के० कुशवाहा	प्रौफेसर एवं प्रभारी अधिकारी/सचिव
6	श्री डी.एस. राजपूत	संयुक्त निदेशक कृषि सहारनपुर मण्डल सहारनपुर
7	डा० आई०ए० सिद्धकी	फूट पैचोलाजिस्ट औद्योगिक एवं प्रायोगिक प्रशिक्षण केन्द्र कम्पनी बाग
8	श्री आर०के० सक्सेना	सी०ई०ओ० मत्स्य विभाग सहारनपुर
9	डा० वाई०पी०सिंह	सी०डी०आई० गन्ना विभाग सहारनपुर
10	श्री नीरज कुमार सिंह	डी०ए०ओ०/जिला कृषि रक्षा अधिकारी,सहारनपुर
11	श्री अरुण कुमार उपाध्याय	उपायुक्त ग्रामीण आजीविका मिशन सहारनपुर
12	श्री रिषीपाल सिंह	मु०क्षे० प्रबंधक ईफको
13	श्री मनीष कुमार	डी०डी०एम० नाबार्ड
14	डा० वाई०पी०एस० नायक	एडीसनल डायरेक्टर, पशुपालन विभाग सहारनपुर मण्डल सहारनपुर
15	श्री अरुण कुमार	तकनीकी सहायक उपकृषि निदेशक सहारनपुर मण्डल सहारनपुर
16	श्री अनुज कुमार	प्रबंधक आजीविका मिशन सहारनपुर
17	श्री धर्मवीर सिंह पुण्डरी	प्रबंधक सी०एव०सी० प्रबंधक बेहडा कला
18	श्री अनुराग	प्रबंधक एग्रो उद्यमी मल्लीपुर
19	श्री रामजतन मिश्र	उपकृषि निदेशक सहारनपुर
20	श्री हितेश कुमार	क्षेत्रीय भूमि परीक्षण प्रयोगशाला सहारनपुर
21	श्री रफल सिंह	भूमि परीक्षण प्रयोगशाला सहारनपुर
22	श्री भूपेन्द्र मलिक	एस०एम०एस० कृषि विभाग सहारनपुर
23	डा० मो० राजीक	इंचार्ज कृषि रक्षा इकाई पी०पी०ओ० कार्यालय सहारनपुर
24	श्री सुरेन्द्र सिंह	कम्पनी बाग सहारनपुर
26	श्री सत्यपाल सिंह	प्रगतिशील कृषक
27	श्री अनिल कुमार	प्रगतिशील कृषक
28	श्री समेरचन्द्र	प्रगतिशील कृषक
29	श्री सत्यवीर सिंह	प्रगतिशील कृषक मशरूम उद्यमी
30	श्री संजय सिंह	प्रगतिशील कृषक
31	श्री मदन सिंह	प्रगतिशील कृषक
32	श्री सेठपाल सिंह	प्रगतिशील कृषक
33	श्री हरपाल सिंह	प्रगतिशील कृषक
34	श्री सुरेश राणा	प्रगतिशील कृषक
35	श्री बलविन्द्र कुमार	प्रगतिशील कृषक
36	श्री भारत भूषण	प्रगतिशील कृषक
37	श्री नरेश स्वामी	प्रगतिशील कृषक
38	श्री अशीष कुमार	प्रगतिशील कृषक
39	श्री मैनपाल सिंह	प्रगतिशील कृषक
40	श्री महीपाल सिंह	प्रगतिशील कृषक
41	श्री नरेन्द्र सिंह	प्रगतिशील कृषक
42	श्री रोहित कुमार	प्रगतिशील कृषक
43	श्री रविन्द्र पवार	प्रगतिशील कृषक
44	श्री ओमवीर सिंह	प्रगतिशील कृषक
45	श्री सहाब राणा	प्रगतिशील कृषक
46	श्री यशपाल सिंह	प्रगतिशील कृषक
47	श्री संजय सैनी	प्रबंधक एफ०पी०ओ०
48	श्री सुधीर कुमार सैनी	प्रबन्धक रायल फूट खुशहालीपुर
49	श्री अनिल कुमार सैनी	प्रगतिशील कृषक

50	श्रीमति सीखा सिंह	प्रगतिशील महिला कृषक
51	श्रीमति सविता देवी	सदस्य प्रगतिशील महिला कृषक
52	श्रीमति गीता देवी	सदस्य प्रगतिशील महिला कृषक
53	श्री कुलदीप सिंह	प्रगतिशील कृषक
54	डा० प्रमोद कुमार	एस.एम.एस.(पशुपालन)
55	डा० विरेन्द्र कुमार	फार्म मैनेजर
56	श्री राजाराम धनेश्वर	कम्प्यूटर प्रोग्रामर
57	श्री अश्वनी कुमार	लेखाकार
58	श्री सुमित कुमार	जूस्टेनो
59	श्री संजय कुमार	डाईवर
60	श्री सीताराम	अटैडन्ट
61	श्री रामकुमार	चौकीदार/चपरासी

वैज्ञानिक सलाहकार समिति की बैठक कार्यवाही:-

दिनांक 20.12.2019 को कृषि विज्ञान केन्द्र, सहारनपुर की वैज्ञानिक सलाहकार समिति की 24वीं बैठक कृषि विज्ञान केन्द्र के सभाकक्ष में डा० एस.के.सचान, निदेशक प्रसार कृषि वि०वि०, मेरठ की अध्यक्षता में सम्पन्न हुई उक्त बैठक में सरदार वल्लभभाई पटेल कृषि एवं प्रौ. वि. वि., मेरठ से डा० पी०के० सिंह सहनिदेशक, प्रसार निदेशालय मेरठ के साथ ही बैठक में सलग्न सूची के अनुसार वैज्ञानिक, विभागीय अधिकारियों एवं प्रगतिशील कृषको सहित 61 लोगो ने भाग लिया।

केन्द्र के प्रौफेसर एवं प्रभारी अधिकारी डा० आई.के.कुशवाहा ने बैठक में उपस्थित निदेशक प्रसार कृषि वि०वि०,मेरठ एवं अधिकारियों व वैज्ञानिकों एवं उपस्थित कृषक सदस्यों का स्वागत करते हुए बैठक में उपस्थित सभी सदस्यों, मण्डलीय एवं जिला स्तरीय अधिकारियों का परिचय कराया गया, इसके बाद वर्ष 19 में केन्द्र द्वारा कराये गये कार्यों को विस्तार से प्रस्तुत करते हुए केन्द्र द्वारा वर्ष 2019-20 में किये गये विशिष्ट कार्यों को भी प्रस्तुत किया गया जो निम्नवत हैं:-

- जल शक्ति अभियान के अन्तर्गत संयुक्त कृषि निदेशक व उपजिला अधिकारी देववंद की अध्यक्षता में कृषक जागरुकता कार्यक्रम, कृषक-वैज्ञानिक संवाद, कृषक गोष्ठी/मेला, छात्र-छात्राओं के पेटिंग प्रतियोगिता करायी गयी जिसमें 1474 लाभार्थीओं ने भाग लिया।
- मा० प्रधानमंत्री जी द्वारा राष्ट्रीय पशु रोग नियंत्रण कार्यक्रम का सीधा प्रसारण पशुओं में खुरपका-मुहपका व ब्रसेलोसिस कृत्रिम गर्भाधान कार्यक्रम डा० वाई०पी० सिंह अपर निदेशक पशुपालन की अध्यक्षता में केन्द्र पर किया गया जिसमें 118 कृषको ने भाग लिया व केन्द्र पर पशुओं का स्वास्थ्य परीक्षण भी किया गया।
- वृक्षारोपण एवं वितरण कार्यक्रम श्री अभय चौधरी चेररमेन,डी०सी०डी०उफ० संघ की अध्यक्षता व श्री रिषीपाल, वरिष्ठ क्षेत्रीय प्रबंधक इफको की उपस्थिति में किया गया जिसमें केन्द्र परिसर में 61 पौधों की रोपाई व 3252 पौधों का कृषको को वितरण किया गया।
- माननीय कृषि मंत्री भारत सरकार का सीधा प्रसारण उर्वरता जागरुकता कार्यक्रम श्री रिषीपाल सिंह वरिष्ठ क्षेत्रीय प्रबन्धक इफको व डा० जयसिंह पूर्व निदेशक भा०कृ०अनु०परि० नई दिल्ली की उपस्थिति में केन्द्र पर किया गया जिसमें 152 कृषको ने भाग लिया व 150 कृषको को निशुल्क वर्मी कम्पोस्ट खाद बैगों का वितरण किया गया।
- कृषि विज्ञान केन्द्र की मृदा परिक्षण प्रयोगशाला में 837 मृदा नमूने विश्लेषित कर रु 42400 की आय आर्जित की गई जिसमें 192 गावों के 837 कृषको को मृदा स्वास्थ्य कार्ड उपलब्ध कराये गये।
- फसल अवशेष परियोजना अन्तर्गत ग्राम स्तरीय जागरुकता कार्यक्रम 03 कराये गये जिसमें 216 कृषको ने भाग लिया।
- कृषि विज्ञान केन्द्र परिसर पर दिनांक 30.08.2019 जनपद स्तरीय प्रदर्शनी/ मेला क्षेत्रीय विधायक श्री देवेन्द्र निम की अध्यक्षता में किया गया जिसमें 312 कृषको ने भाग लिया।
- कृषि विज्ञान केन्द्र पर किसान मेला / गोष्ठी का आयोजन 03.09.2019 माननीय कैबिनेट त्री श्री धर्मसिंह सैनी जी की अध्यक्षता में आयोजित किया गया जिसमें 384 कृषको ने भाग लिया।
- फसल अवशेष परियोजना अन्तर्गत ब्लाक स्तरीय जागरुकता कैम्प दिनांक 09.09.2019 को ब्लाक गंगोह में किया गया जिसमें 120 कृषको ने भाग लिया।
- जनपद स्तरीय जागरुकता कार्यक्रम के०वी०के० परिसर में दिनांक 17.09.2019 को आयोजित किया गया जिसमें 126 कृषको ने भाग लिया।
- फसल अवशेष प्रबंधन परियोजनान्तर्गत 50 कृषको को पांच दिवसीय दो कृषक प्रशिक्षण दिये गये।
- कृषि विज्ञान केन्द्र पर दिनांक 15.10.2019 को महिला प्रशिक्षण कार्यक्रम आयोजित किया गया जिसमें 68 महिलाओं ने भाग लिया।
- कृषि विज्ञान केन्द्र पर फसल अवशेष प्रबन्धन परियोजनान्तर्गत दिनांक 16.10.2019 में जागरुकता कार्यक्रम आयोजित किया गया जिसमें 42 कृषको ने भाग लिया।
- सरदार वल्लभभाई पटेल कृषि एवं प्रौद्योगिक विश्वविद्यालय मेरठ में आयोजित अखिल भारतीय किसान मेला/प्रदर्शनी में दिनांक 8-9 .11.2019 को 100 कृषको को भ्रमण कराया गया।
- आर्या परियोजना के अन्तर्गत 20 कृषको को मशरूम उत्पादन तकनीकी विषय पर प्रशिक्षण दिया गया।
- आर्या परियोजना के अन्तर्गत 20 कृषको को मुर्गी पालन तकनीकी विषय पर प्रशिक्षण दिया गया।

- बासमती धान निर्यात हेतु उत्पादन तकनीकी विषय पर एक दिवसीय वर्कशाप ग्राम हसनपुर ब्लाक बलियाखेडी और ग्राम बान्दुखेडी ब्लाक रामपुर मानिहारन में डा0 एस0के0सचान निदेशक प्रसार सरदार वल्लभभाई पटेल कृषि एवं प्रौद्योगिक विश्वविद्यालय मेरठ की अध्यक्षता एवं डा0 रितेश शर्मा प्रधान वैज्ञानिक बी0ई0डी0एफ0 द्वारा आयोजित किया गया जिसमें 212 कृषको ने भाग लिया।
- कृषि विज्ञान केन्द्र परीसर में दिनांक 05.12.2019 को विश्व मूदा दिवस श्री ए0के0 उपाध्याय उप आयुक्त आजिविका मिशन की अध्यक्षता में आयोजित किया गया जिसमें 64 कृषको ने भाग लिया।
- कृषि विज्ञान केन्द्र के तकनीकी सहयोग से मशरूम उत्पादन तकनीकी विषय पर पाँच दिवसीय प्रशिक्षण कार्यक्रम उ0प्र0 राज्य ग्रामीण आजीविका मिशन के तत्वाधान में आयोजित किये गये जिसमें 30 नवयुवको/नवयुवतीयों ने भाग लिया।
- कृषि विज्ञान केन्द्र पर दिनांक 15.10.2019 को उप निदेशक, श्री रामजतन मिश्रा की अध्यक्षता में महिला किसान दिवस मनाया गया जिसमें 115 महिलाओं ने भाग लिया। इस कार्यक्रम में प्रश्नोत्तरी कार्यक्रम रखा गया विजेता महिलाओं 25 को पुरुस्कृत भी दिया गया।
- कृषि विज्ञान केन्द्र द्वारा 217 कृषको को 11478 प्लांटिंग मेटिरियल वितरण किया गया।
- कम्यूनिटी रेडियो स्टेशन के माध्यम से विभिन्न विषयों पर 192 तकनीकी वार्ताए की गयी।

केन्द्र की उक्त प्रगति पर अध्यक्ष एवं समिति के सदस्यों द्वारा केन्द्र के वैज्ञानिकों द्वारा किये गये कार्यों की सराहना की गई तथा इसके बाद वैज्ञानिकों द्वारा वर्ष 2020-21 की कार्ययोजना विस्तार से अनुमोदन हेतु प्रस्तुत की गई जिसे अध्यक्ष एवं समिति के सदस्यों ने सहर्ष अनुमोदित करते हुए भविष्य के लिये निम्न सुझाव दिये।

क्र.स.	अधिकारियों/सदस्यों का नाम	सुझाव
1	डा0 एस.के. सचान निदेशक प्रसार स.व.प. कृषि वि.वि.,मेरठ	कृषको के लिये मत्स्य पालन, सुकर पालन के प्रशिक्षण कृषि वि0वि0,मेरठ में कृषक हित में चलते रहते है कृषक प्रशिक्षणो से सम्बंधित जानकारी वि0वि0 एवं के0वी0के0 से लेकर प्रशिक्षण प्राप्त कर सकते है।
2	श्री डी0एस0 राजपूत संयुक्त निदेशक कृषि सहारनपुर मण्डल सहारनपुर	उ0प्र0 के कुछ जनपदों में पान की खेती हो रही है जनपद सहारनपुर में भी पान की खेती पर कृषि विज्ञान केन्द्र एव कम्पनीबाग में टायल करे जिससे जनपद में पान की खेती की सम्भावना का परीक्षण किया जा सके।
3	श्री सेठपाल सिंह प्रगतिशील कृषक	गन्ने में छेदक कीट नियंत्रक के लिये जैविक (टाईकोग्रामा कार्ड) के प्रशिक्षण रखे जाए।
4	श्री मदन सिंह प्रगतिशील कृषक	कृषि विज्ञान केन्द्र व पशु पालन विभाग द्वारा जनपद में पशु मेला/गोष्ठी का आयोजन कराए।
5	डा0 एस.के. सचान निदेशक प्रसार स.व.प. कृषि वि.वि.,मेरठ	कृषि विज्ञान केन्द्र द्वारा केवल अनुमोदित (10 वर्ष के अन्दर) प्रजातियों का एफ.एल.डी. व ओ.एफ.टी.में लिया जाए।
6	डा0 वाई0पी0 सिंह अपर निदेशक पशुपालन	कृषको को यदि आमदनी बढ़ाना है वो पशुधन,बागवानी, भेड पालन, मुर्गी पालन, मत्स्य पालन,मौन पालन से सम्बन्धित प्रशिक्षण कृषि विज्ञान केन्द्र व वि0वि0 से प्राप्त कर अपने यहा इनकी यूनिट स्थापित करे।
7	श्री सतवीर सिंह प्रगतिशील कृषक	जनपद सहारनपुर में मशरूम उत्पादन की काफी ईकाइया चल रही कृषको को स्पान उत्पादन तकनीकी पर प्रशिक्षण दिये जाए।
8	श्री सेठपाल सिंह प्रगतिशील कृषक	गन्ने की सी0ओ0 0238 में लाल संडन रोग की समस्या आयी है इस पर कृषको को जागरुक किया जाए एवं तकनीकी प्रशिक्षण आयोजित किये जाए।
9	श्री अरुण कुमार उपाध्याय उपआयुक्त अजीविका मिशन	अजीविका मिशन योजना अन्तर्गत कृषक एव ग्रामीण महिलाओं हेतु कार्यक्रम आयोजित किये जाते है जिसमें कृषि विज्ञान केन्द्र के वैज्ञानिकों द्वारा भी तकनीकी जानकारी देने हेतु भाग लिया जाए।
10	डा0 वाई0पी0 सिंह अपर निदेशक पशुपालन	पशुपालन विभाग द्वार कृषक हित में चलायी जा रही योजनाओं की जानकारी कर लाभ प्राप्त कर सकते है।
11	निदेशक प्रसार व समस्त अधिकारीगण एवं प्रगतिशील कृषक	वैज्ञानिक सलाहकार समिति के मा0 सदस्यों द्वारा केन्द्र परिसर का भ्रमण किया उसमें प्रदर्शित तकनीकीयों / माडलों, कॉफ कैफिटेरिया में लगायी गयी प्रजातिओ का अवलोकन किया गया।
12	श्री डी0एस0 राजपूत संयुक्त निदेशक कृषि सहारनपुर मण्डल सहारनपुर	जनपद में मोती उत्पादन हेतु वातावरण अनुकूल है इस लिये कृषि विज्ञान केन्द्र सहारनपुर इनका उत्पादन परिक्षण कर जनपद में इसकी सम्भावना को तलाशे।

अन्त में केन्द्र के डा0 विरेन्द्र कुमार, कार्यक्रम सहायक ने निदेशक प्रसार महोदय कृषि वि.वि.,मेरठ एवं कृषि वि0वि0,मेरठ से आये वैज्ञानिकों तथा जिला स्तरीय अधिकारियों, प्रगतिशील कृषकों व केन्द्र के वैज्ञानिकों/कर्मचारियों का आभार व्यक्त करते हुए बैठक का समापन किया गया।

(डा0 आई0के0 कुशवाहा)

प्रौफेसर एवं प्रभारी अधिकारी/सचिव
वैज्ञानिक सलाहकार समिति