



Mob. - +91 9931635622

Email - sitamarhikvk@rediffmail.com
sitamarhikvk@gmail.com

KRISHI VIGYAN KENDRA SITAMARHI

(A UNIT OF INDIAN COUNCIL OF AGRICULTURAL RESEARCH, NEW DELHI)

Vill+P.O- Balha Madhusudan Via.- Janakpur Road, Pupri, Sitamarhi, Bihar-843320



Ref. No./KVK/STR/2229

Dated: 11.02.2023

To,

The Director
ICAR-Agricultural Technology Application Research Institute, Patna (Zone-IV)
Garbhuchak, Jagdeopath, Patna- 800014, (Bihar)

Sub: Submission of Annual Action Plan 2023 of KVK, Sitamarhi - reg.

Respected Sir,

I am submitting herewith a detailed Annual Action Plan of KVK, Sitamarhi for the year 2023 in prescribed format for your kind consideration and necessary action.

Thanking you, with regards.

Yours faithfully,

(Ram Eshwar Prasad)
Senior Scientist and Head

KRISHI VIGYAN KENDRA

SITAMARHI

ANNUAL ACTION PLAN, 2023



SUBMITTED TO

The Director

ICAR-Agricultural Technology Application Research Institute, Patna (Zone-IV)
Garbhuchak, Jagdeopah, Patna- 800014, (Bihar)

ACTION PLAN, 2023

GENERAL INFORMATION ABOUT THE KVK

Introduction:

Address	Telephone		E mail
	Office	Phone No.	
Krishi Vigyan Kendra Sitamarhi Vill+P.o-Balha Madhusudan, Via- Janakpur Road, Pupri, Sitamarhi, Bihar- 843320	09931635622	06228- 291040	sitamarhikvk@gmail.com sitamarhikvk@rediffmail.com

1. Name of host organization :

Address	Telephone		E mail
	Office	Phone No.	
Samta Seva Kendra Vill+P.O- Chainpura, Via- Janakpur Road, Pupri, Sitamarhi, Bihar- 843320	09430259635	06228- 291040	sitamarhikvk@gmail.com sitamarhikvk@rediffmail.com

2. Staff Position

Sl. No.	Sanctioned post	Name of the incumbent	Designation	Permanent /Temporary	Category (SC /ST/OBC/Others)
1.	Sr. Scientist & Head	Dr. Ram Eshwar Prasad	Sr. Scientist & Head	Permanent	OBC
2.	Subject Matter Specialist	Vacant	S.M.S.	-	-
3.	Subject Matter Specialist	Dr. Kinkar Kumar	SMS	Permanent	OBC
4.	Subject Matter Specialist	Vacant	S.M.S.	-	-
5.	Subject Matter Specialist	Mr. Sachchidanand Prasad	S.M.S.	Permanent	OBC
6.	Subject Matter Specialist	Mr. Manohar Panjekar	S.M.S.	Permanent	OBC
7.	Subject Matter Specialist	Vacant	S.M.S.	-	-
8.	Programme Assistant	Mr. Prakash Chandra	Programme Assistant (Fisheries)	Permanent	SC
9.	Computer Programmer	Mr. Rakesh Kumar	Programme Assistant (Computer)	Permanent	OBC
10.	Farm Manager	Mr. Gunjesh Kumar Navin	Farm Manager	Permanent	OBC
11	Accountant / Superintendent	Mr. Brij Bhushan Mishra	Assistant	Permanent	Others
12	Stenographer	Mr. Sikandar Roy	Steno cum-	Permanent	OBC

			Computer Operator		
13.	Driver (Tractor)	Mr. Raju Kumar	Driver	Permanent	OBC
14.	Driver (Bolero)	Mr. Ajay Kumar	Driver	Permanent	OBC
15.	Supporting staff	Vacant	-	-	-
16.	Supporting staff	Vacant	-	-	-

3. Total land with KVK (in ha) :

S. No.	Item	Area (ha)
1.	Under Buildings	2.00
2.	Under Demonstration Units	0.90
3.	Under Crops	6.00
4.	Orchard/Hi-Tech Nursery	4.00
5.	Others with details	-
	Total	12.90

4. Major farming systems/enterprises (based on the analysis made by the KVK)

S. No	Farming system/enterprise
1.	Paddy –wheat-fallow
2.	Sugar cane- wheat –sugarcane
3.	Maize –potato –wheat
4.	Animal husbandry based enterprise
5.	Fisheries based enterprise
6.	Poultry based enterprises
7.	Orchard based enterprises
8.	Paddy-tomato/cauliflower/brinjal-okra
9.	Paddy-tomato/cauliflower/brinjal- cucurbits
10.	Green manure- Paddy – tomato/cauliflower – okra
11.	Green manure- Paddy – brinjal
12.	Green manure- Paddy – summer vegetable

5. About District

DEMOGRAPHIC FEATURES	
Area (in ha.)	2,29,400
No. of Sub-Division	03
No. of Block	17
No. of Gram Panchayat	273
No. of Village	845
Total Population	34.2 lakh
Population Density (per sq. km.)	1,491
SC Population	4.05 lakh
ST Population	2,989
Sex Ratio	10:8
Literacy rate	52.05

6. Description of Agro-climatic Zone & major agro ecological situations (based on soil and Topography)

S. No	Agro-climatic Zone	Characteristics		
01.	Agro climatic zone (Planning Commission)	Middle Gangetic Plain Region (IV)		
	Agro climatic Zone (NARP)	North West Alluvial Plain Zone (BI-1)		
	Under the BARP Zone	Zone – 1		
	Geographic coordinates of the district headquarters	Latitude 25°53'N & 26°27'S	Longitude 85°40'E & 85°86'W	Altitude 56 m

7. Agro ecological situation

S. No	Agro ecological situation	Characteristics
01.	<p>District Sitamarhi comes under Eastern Plain, Hot subhumid (moist) Eco-Region (13.1)</p> <p>Topographically the district form the part of Bihar plains. It is almost completely leveled. The only diversities are fluvial action of the rivers. The district can be divided in to four natural divisions.</p>	<p>(A) Land lying between Bagmati and Lakhandei :- The area is generally low lying and prone to floods. Paddy and wheat are the main crops in the area covering Runnisaidpur, Belsand, part</p> <p>(B) North-West region :- The area is very low and always affected by flood in river Bagmati, part of Bathnah, riga Majorganj, Dumra block from part of this region.</p> <p>(C) Area lying between Adhwara group and lakhandei river :- These are many chauris in this area. This area covers Bathnaha, sonbarsa, part of Parihar, part of sursand, Bajpatti, Nanpur and part of Pupri block.</p> <p>(D) Area lying between Adhwara and Nepal :- This area is famous for Mango orchards and bamboo groowers. The fertility of this area is high, this region covers Sursand, Pupri and Parihar block.</p>

8. Soil types

S. No.	Soil Type	Area ('000 ha)
1.	Sandy soils	13.887
2.	Fine sandy loam soils	89.548
3.	Clayey soils	51.995
4.	Saline/calcareous soil	52.835

9. Area, Production and Productivity of major crops cultivated in the district

S. No	Crop	Area (ha)	Production (q)	Productivity (q/ha)
1.	Paddy	71000	99,00,000	14.0
2.	Wheat	20500	43,00,000	21.0
3	Maize	8000	17,00,000	22.0
4	Mustard	616	64,100	6.25
5	Linseed	87	75,000	6.14
6	Seasem (Til)	42	360	8.54
7	Litchi	600	15,30,000	25.5
8	Banana	1000	26,50,000	26.5
9	Mango	10,200	45,70,000	44.8
10	Guava	500	5,70,000	11.4
11	Vegetables	18,400	46,00,000	250

10. Details of operational area / villages

Sl. No.	Name of Taluk	Name of the block	Name of the villages	Major crops & enterprises	Major problems identified (crop-wise)	Identified Thrust Areas
1.	Sitamarhi	Bajpatti	Pipradhi	Paddy, wheat, sugarcane, tomato, cauliflower, brinajl, potato, goatery, dairy, poultry	Low productivity of cereals, vegetables micronutrient deficiency low production of milk and meat	Production and management of cereals and vegetables
2.	Sitamarhi	Bajpatti	Loknathpur,	Paddy, wheat, sugarcane, tomato, cauliflower, brinajl, potato, goatery, dairy, poultry	Low productivity of cereals, vegetables micronutrient deficiency low production of milk and meat	Production and management of cereals and vegetables
3.	Sitamarhi	Bathnaha	Panthpakar, Brahmipuri	Paddy, wheat, sugarcane, tomato, cauliflower, brinajl, potato, goatery, dairy, poultry	Low productivity of cereals, vegetables micronutrient deficiency low production of milk and meat	Production and management of cereals and vegetables, fruits
4.	Pupri	Sursand	Malahi,	Paddy, wheat, sugarcane, tomato,	Low productivity of cereals, vegetables	Production and

			Sutihara	cauliflower, brinajl, potato, goatery, dairy, poultry	micronutrient deficiency low production of milk and meat	management of cereals and vegetables
5.	Belsand	Runnisaidpur	Mehsaul	Paddy, wheat, sugarcane, tomato, cauliflower, brinajl, potato, goatery, dairy, poultry	Low productivity of cereals, vegetables micronutrient deficiency low production of milk and meat	Production and management of cereals and vegetables
6.	Belsand	Suppi	Mohani Mandal, Sasaula	Paddy, wheat, sugarcane, tomato, cauliflower, brinajl, potato, goatery, dairy, poultry	Low productivity of cereals, vegetables micronutrient deficiency low production of milk and meat	Production and management of cereals and vegetables
7.	Sitamarhi	Riga	Chainpura, Ramnagra	Paddy, wheat, sugarcane, tomato, cauliflower, brinajl, potato, goatery, dairy, poultry	Low productivity of cereals, vegetables micronutrient deficiency low production of milk and meat	Production and management of cereals and vegetables
8.	Pupri	Pupri	Madhubani	Paddy, wheat, sugarcane, tomato, cauliflower, brinajl, potato, goatery, dairy, poultry	Low productivity of cereals, vegetables micronutrient deficiency low production of milk and meat	Production and management of cereals and vegetables
9.	Sitamarhi	Nanpur	Manjhaur	Paddy, wheat, tomato, brinjal, cauliflower, potato	Low productivity of cereals, vegetables micronutrient deficiency low production of milk and meat	Production & management of cereals and vegetable
10.	Belsand	Mejarganj	Dumarikala , dumri Khurd	Paddy, wheat, sugarcane, vegetable, fruits, cattle, poultry, dairy	Low productivity of cereals, vegetables micronutrient deficiency low production of milk and meat	Production & management of cereals and vegetable
11.	Pupri	Bokhara	Banaul, Okhra	Paddy, wheat, vegetable, potato, cattle, poultry, dairy	Low productivity of cereals, vegetables micronutrient deficiency low production of milk and meat	Production & management of cereals and vegetable

12.	Belsand	Parasauni	Andhra, Muraul	Paddy, wheat, vegetable, potato, cattle, poultry, dairy	Low productivity of cereals, vegetables micronutrient deficiency low production of milk and meat	Production & management of cereals and vegetable
-----	---------	-----------	-------------------	---	---	---

11. Priority thrust areas

S. No	Thrust area
1.	Introduced improved crop varieties and new technologies for Higher Productivity of Cereal, Pulses and Cash crops.
2.	Introduced Improved Varieties and intensive production technologies of Vegetables, Fruit Crops and flowers.
3.	Introduced Resource Conservation Technologies.
4.	Conservation of local crop varieties.
5.	Management of shoot and fruit borer of vegetables and cereal crops.
6.	Small scale mushroom production for rural youth.
7.	Technology dissemination model for fisheries.
8.	Introduced suitable Plant Protection Technology
9.	Lack of quality fingerlings availability
10.	Value addition in Vermicompost.
11.	Lack of improved breeds in animals and poor animal husbandry management practices
12.	Malnutrition in rural youth.

12. Training program to be organized in 2023

(a) Farmers and farm women

Thematic area	Title of Training	No.	Duration	Venue On/Off	Tentative Date	No. of Participants								
						SC		ST		Other		Total		
						M	F	M	F	M	F	M	F	T
Crop Production	Weed management in Paddy	01	01	Off	July	01	1	-	-	20	3	21	4	25
	Weed management in Wheat	01	01	Off	December	07	1	-	-	20	2	27	3	30
	Package & practices RCT on techniques	02	02	Off	Aug. & Dec.	08	2	-	-	35	5	43	7	50
	Importance of Integrated farming system	02	02	Off	May & August	08	2	-	-	35	5	43	7	50
	Water management in Wheat	01	01	Off	November	01	1	-	-	20	3	21	3	24
	Water management in Pulses	01	01	Off	October	01	1	-	-	20	3	21	4	25
	Water management in Paddy	01	01	Off	July	01	-	-	-	20	5	21	5	26
	Package & Practices of seed production of Paddy	01	01	Off	May	05	2	-	-	15	3	20	5	25
	Package & practices of seed production of Wheat	01	01	Off	October	03	-	-	-	20	2	23	2	25
	Nursery management of Paddy	02	02	Off	May	04	1	-	-	35	5	43	7	50
	Integrated crop management	02	02	Off	April & August	04	1	-	-	40	5	44	6	50
	Integrated crop management	02	02	On	Feb. & July	04	1	-	-	40	5	44	6	50
	Scientific cultivation of fodder production	01	05	On	September	03	2	-	-	18	2	21	4	25

Horticulture a) Vegetables crops	INM in Rabi Vegetables	01	01	Off	August	05	2	-	-	20	3	25	5	30
	INM in Summer Vegetables	01	01	Off	January	02	1	-	-	20	2	22	3	25
	Importance of water management in Summer Vegetables	01	01	Off	January	03	2	-	-	20	5	23	7	30
	Application of micro nutrients in Vegetables	02	02	Off	October	08	2	-	-	40	5	48	7	55
	Techniques of off season Vegetable cultivation	02	02	Off	November	08	2	-	-	40	5	48	7	55
	Nursery raising techniques in Vegetables	03	03	Off	Sep. & January	03	2	-	-	60	10	63	12	75
	Skill development training on Mushroom production	02	10	On	Oct & March	04	1	-	-	20	25	24	26	50
	Skill development training on Vermicompost production	02	10	On	April & August	04	1	-	-	20	25	24	26	50
	Protected cultivation of Vegetables	02	10	On	Dec & January	08	2	-	-	40	5	48	7	55
b) Fruits	Importance of training & pruning in Orchard	01	01	Off	September	03	2	-	-	20	5	23	7	30
	Technique for layout of new Orchard	01	01	Off	April	03	2	-	-	20	5	23	7	30
	Management of young Orchard	01	01	Off	Sep.	03	2	-	-	20	5	23	7	30
	Importance of rejuvenation of old Orchard	01	01	Off	August	03	2	-	-	20	5	23	7	30
	Role of micro irrigation system in Orchard	01	01	Off	February	03	2	-	-	20	5	23	7	30
	Methods of plant	01	05	On	June	03	2	-	-	20	5	23	7	30

	propagation techniques													
Soil Health & Fertility management	Importance of soil health for ideal production	01	01	Off	May	03	2	-	-	20	5	23	7	30
	Role of Bio fertilizer & foliar application of water in different crops	01	01	Off	June	03	2	-	-	20	5	23	7	30
	Importance the use of organic input in cultivation	02	02	Off	July	03	2	-	-	40	5	43	7	50
	Role of INM in different crops	02	02	Off	July	06	2	-	-	60	2	66	4	70
	Role of INM in Vegetables	01	05	On	September	02	-	-	-	15	3	17	3	20
	Methods of soil sampling & testing	02	10	On	May	03	2	-	-	40	5	43	7	50
Live stock production & management	Importance of vaccination in livestock	01	01	Off	May	02	1	-	-	25	2	27	3	30
	Control of heat stress in livestock	01	01	Off	April	06	1	-	-	20	3	26	4	30
	Care and management of pregnant buffalo	01	01	Off	June	03	2	-	-	20	5	23	7	30
	Clean milk production	02	02	Off	June	06	4	-	-	40	10	46	14	60
	Management of repeat breeding in cattle	02	02	Off	June	06	4	-	-	40	10	46	14	60
	Vaccination scheduled in goat	02	02	Off	July	06	4	-	-	40	10	46	14	60
	Retention of placenta-common problem	02	02	Off	July	06	4	-	-	40	10	46	14	60

	Scientific poultry production	02	02	Off	August	06	4	-	-	40	10	46	14	60
	Control of diarrhea and dysentery in calves	04	04	Off	August	12	8	-	-	80	20	92	28	120
	Importance of mineral mixture, vitamin & iodine salt in cattle	04	04	Off	September	12	8	-	-	80	20	92	28	120
	Role of uterine tonic in livestock	02	02	Off	September	06	4	-	-	40	10	46	14	60
Plant Protection	IPM in Rice	01	01	Off	June	04	1	-	-	20	5	24	6	30
	IPM in Wheat	01	01	Off	November	04	1	-	-	20	05	24	06	30
	IPM in Tomato	01	01	Off	October	04	1	-	-	20	5	24	6	30
	IPM in Brinjal	01	01	Off	September	04	1	-	-	20	5	24	6	30
	IPM in Cucurbits	01	01	Off	September	04	1	-	-	20	5	24	6	30
	Importance of seed treatment	03	03	Off	April & Sept.	12	3	-	-	60	15	72	18	90
	Disease management in crops	01	01	Off	May	04	1	-	-	20	5	24	6	30
	Disease management in Vegetables	01	01	Off	June	04	1	-	-	20	5	24	6	30
	Production techniques of bio pesticides	01	05	On	November	03	2	-	-	20	5	23	7	30
Fisheries	Role of Integrated fish farming	06	06	Off	Jan. to June	08	2	-	-	100	40	108	42	150
	Importance of Hatchery management	06	06	Off	Aug. to Dec.	08	2	-	-	100	40	108	42	150
	Methods of fingerlings rearing	05	05	Off	October to May	08	2	-	-	90	25	98	27	125
	Role & importance of Fish feed preparation	06	06	Off	June to March	25	5	-	-	135	15	150	20	170
	Fish disease management	01	05	On	July	03	2	-	-	20	5	23	7	30
	Importance of Hatchery management	02	02	On	Feb. & March	08	2	-	-	45	5	53	7	60

Production of inputs at Site	Vegetable seed production techniques	02	02	Off	April & May	03	2	-	-	40	5	43	7	50
	Cereal seed production techniques	02	02	Off	March & February	03	2	-	-	40	5	43	7	50
	Oilseed production techniques	01	01	Off	March	03	2	-	-	20	5	23	7	30
	Planting material production techniques	02	02	Off	June & July	03	2	-	-	40	5	43	7	50
	Method of Vermicompost production	02	10	On	Sept. & October	03	2	-	-	40	5	43	7	50
	Role of Balance fish feed	01	01	Off	February	03	2	-	-	23	2	26	4	30
Capacity Building & Group Dynamics	Importance of leadership development	02	02	Off	January & August	058	2	-	-	45	5	53	7	60
	Formation & management of SHGs	02	02	Off	Feb. & September	08	2	-	-	45	5	53	7	60

(b) Rural youths

Thematic area	Title of Training	No.	Duration (days)	Venue On/Off	Tentative Date	No. of Participants								
						SC		ST		Other		Total		
						M	F	M	F	M	F	M	F	T
Plant propagation	Plant propagation technique	02	05	Off	July & Aug.	05	05	-	-	20	20	25	25	50
Mushroom production	Mushroom production techniques	02	10	On	October	05	05	-	-	20	20	25	25	50
Integrated farming `	Role of integrated farming for sustainable income	02	02	Off	April & May	08	02	-	-	35	05	43	07	50
	Application of integrated farming	02	10	On	June & July	08	02	-	-	35	05	43	07	50
Seed production	Quality seed production	02	10	On	May & October	08	02	-	-	30	10	38	12	50

	techniques													
Planting material production	Methods of planting material production	02	06	On	July & August	08	02	-	-	30	10	38	12	50
Vermiculture	Production techniques of Vermiculture	02	06	On	March & October	08	02	-	-	30	10	38	12	50
Protected cultivation of vegetables crops	Importance of protected cultivation of different vegetables	02	06	On	Nov. & January	08	02	-	-	30	10	38	12	50
Nursery management of Hort. Crops	Techniques of Nursery management in different Hort. Crops	01	05	On	September	03	02	-	-	20	05	23	07	30
Training & pruning of Orchard	Package & practices of training & pruning of different fruit plants	01	05	On	October	03	02	-	-	20	05	23	07	30
Poultry production	Scientific methods of ideal poultry production	02	06	On	Sept. & October	03	02	-	-	35	10	38	12	50
Disease and feed management in cattle	Package & practices of feed management	01	05	On	Sept. & October	03	02	-	-	20	05	23	05	28
	Package & practices of disease management	01	05	On	Oct. & November	04	02	-	-	20	06	28	04	32

(c) Extension functionaries

Thrust area/ Thematic area	Title of Training	No.	Duration	Venue On/Off	Tentative Date	No. of Participants								
						SC		ST		Other		Total		
						M	F	M	F	M	F	M	F	T
Productivity enhancement	Package & practices for	01	01	Off	May	03	02	-	-	18	02	21	04	25

in field crops	productivity enhancement in field crops													
IPM	Scientific application of IPM	02	06	On	June & Sept.	06	04	-	-	36	04	42	08	50
INM	INM application of IPM	02	06	On	June	06	04	-	-	36	04	42	08	50
Rejuvenation	Techniques of Rejuvenation of old and saline orchard	02	02	Off	October	06	04	-	-	36	04	42	08	50
Protected cultivation	Importance of protected cultivation	02	02	Off	November	06	04	-	-	36	04	42	08	50
Feed production	Package & Practices of Live Stock feed production	01	01	Off	June	03	02	-	-	18	02	21	04	25
Organic inputs	Production methods of organic inputs	02	06	On	July	06	04	-	-	36	04	42	08	50

Abstract of Training: Consolidated table (ON and OFF Campus)

Farmers and Farm women

Thematic Area	No. of Cour ses	No. of Participants									Grand Total		
		Other			SC			ST					
		M	F	T	M	F	T	M	F	T	M	F	T
I. Crop Production	-	-	-	-	-	-	-	-	-	-	-	-	-
Weed Management	02	40	05	45	08	02	10	-	-	-	48	07	55
Resource Conservation Technologies	02	35	05	40	08	02	10				43	07	50
Cropping Systems	-	-	-	-	-	-	-	-	-	-	-	-	-

Thematic Area	No. of Courses	No. of Participants									Grand Total		
		Other			SC			ST					
		M	F	T	M	F	T	M	F	T	M	F	T
Crop Diversification	-	-	-	-	-	-	-	-	-	-	-	-	-
Integrated Farming	02	35	05	40	08	02	10	-	-	-	43	07	50
Water management	03	60	10	70	03	02	05	-	-	-	63	12	75
Seed production	02	35	05	40	08	02	10	-	-	-	43	07	50
Nursery management	02	35	05	40	08	02	10	-	-	-	43	07	50
Integrated Crop Management	04	80	10	90	08	02	10	-	-	-	88	12	100
Fodder production	01	18	02	20	03	02	05	-	-	-	21	04	25
Production of organic inputs	-	-	-	-	-	-	-	-	-	-	-	-	-
Others, (cultivation of crops)	-	-	-	-	-	-	-	-	-	-	-	-	-
TOTAL	18	338	47	385	54	16	70	-	-	-	392	63	455
II. Horticulture	-	-	-	-	-	-	-	-	-	-	-	-	-
a) Vegetable Crops	-	-	-	-	-	-	-	-	-	-	-	-	-
Integrated nutrient management	02	40	05	45	08	02	10	-	-	-	48	07	55
Water management	01	20	05	25	03	02	05	-	-	-	23	07	30
Enterprise development	02	40	05	45	08	02	10	-	-	-	48	07	55
Skill development	04	40	50	90	08	02	10	-	-	-	48	52	100
Yield increment	-	-	-	-	-	-	-	-	-	-	-	-	-
Production of low volume and high value crops	-	-	-	-	-	-	-	-	-	-	-	-	-
Off-season vegetables	02	40	05	45	08	02	10	-	-	-	48	07	55
Nursery raising	03	60	10	70	03	02	05				63	12	75
Exotic vegetables like Broccoli	-	-	-	-	-	-	-	-	-	-	-	-	-
Export potential vegetables	-	-	-	-	-	-	-	-	-	-	-	-	-
Grading and standardization	-	-	-	-	-	-	-	-	-	-	-	-	-
Protective cultivation (Green Houses, Shade Net etc.)	02	40	05	45	08	02	10	-	-	-	48	07	55
Others, if any (Cultivation of Vegetable)	-	-	-	-	-	-	-	-	-	-	-	-	-
TOTAL	16	280	85	365	46	14	60	-	-	-	326	99	425
b) Fruits	-	-	-	-	-	-	-	-	-	-	-	-	-
Training and Pruning	01	20	05	25	03	02	05				23	07	30
Layout and Management of Orchards	01	20	05	25	03	02	05				23	07	30
Cultivation of Fruit	-	-	-	-	-	-	-	-	-	-	-	-	-
Management of young plants/orchards	01	20	05	25	03	02	05	-	-	-	23	07	30
Rejuvenation of old and saline orchards	01	20	05	25	03	02	05	-	-	-	23	07	30
Export potential fruits	-	-	-	-	-	-	-	-	-	-	-	-	-
Micro irrigation systems of	01	20	05	25	03	02	05	-	-	-	23	07	30

Thematic Area	No. of Courses	No. of Participants									Grand Total		
		Other			SC			ST					
		M	F	T	M	F	T	M	F	T	M	F	T
orchards													
Plant propagation techniques	01	20	05	25	03	02	05	-	-	-	23	07	30
Others, if any(INM)	-	-	-	-	-	-	-	-	-	-	-	-	-
TOTAL	06	120	30	150	18	12	30	-	-	-	138	42	180
c) Ornamental Plants	-	-	-	-	-	-	-	-	-	-	-	-	-
Nursery Management	-	-	-	-	-	-	-	-	-	-	-	-	-
Management of potted plants	-	-	-	-	-	-	-	-	-	-	-	-	-
Export potential of ornamental plants	-	-	-	-	-	-	-	-	-	-	-	-	-
Propagation techniques of Ornamental Plants	-	-	-	-	-	-	-	-	-	-	-	-	-
Others, if any	-	-	-	-	-	-	-	-	-	-	-	-	-
TOTAL	-	-	-	-	-	-	-	-	-	-	-	-	-
d) Plantation crops	-	-	-	-	-	-	-	-	-	-	-	-	-
Production and Management technology	-	-	-	-	-	-	-	-	-	-	-	-	-
Processing and value addition	-	-	-	-	-	-	-	-	-	-	-	-	-
Others, if any	-	-	-	-	-	-	-	-	-	-	-	-	-
TOTAL	-	-	-	-	-	-	-	-	-	-	-	-	-
e) Tuber crops	-	-	-	-	-	-	-	-	-	-	-	-	-
Production and Management technology	-	-	-	-	-	-	-	-	-	-	-	-	-
Processing and value addition	-	-	-	-	-	-	-	-	-	-	-	-	-
Others, if any	-	-	-	-	-	-	-	-	-	-	-	-	-
TOTAL	-	-	-	-	-	-	-	-	-	-	-	-	-
f) Spices	-	-	-	-	-	-	-	-	-	-	-	-	-
Production and Management technology	-	-	-	-	-	-	-	-	-	-	-	-	-
Processing and value addition	-	-	-	-	-	-	-	-	-	-	-	-	-
Others, if any	-	-	-	-	-	-	-	-	-	-	-	-	-
TOTAL	-	-	-	-	-	-	-	-	-	-	-	-	-
g) Medicinal and Aromatic Plants	-	-	-	-	-	-	-	-	-	-	-	-	-
Nursery management	-	-	-	-	-	-	-	-	-	-	-	-	-
Production and management technology	-	-	-	-	-	-	-	-	-	-	-	-	-
Post harvest technology and value addition	-	-	-	-	-	-	-	-	-	-	-	-	-
Others, if any	-	-	-	-	-	-	-	-	-	-	-	-	-
TOTAL	-	-	-	-	-	-	-	-	-	-	-	-	-
III. Soil Health and Fertility Management	-	-	-	-	-	-	-	-	-	-	-	-	-

Thematic Area	No. of Courses	No. of Participants									Grand Total		
		Other			SC			ST					
		M	F	T	M	F	T	M	F	T	M	F	T
Soil fertility management	01	20	05	25	03	02	05	-	-	-	23	07	30
Soil and Water Conservation	01	20	05	25	03	02	05	-	-	-	23	07	30
Integrated Nutrient Management	03	75	05	80	08	02	10	-	-	-	83	07	90
Production and use of organic inputs	02	40	05	45	03	02	05	-	-	-	43	07	50
Management of Problematic soils	-	-	-	-	-	-	-	-	-	-	-	-	-
Micro nutrient deficiency in crops	-	-	-	-	-	-	-	-	-	-	-	-	-
Nutrient Use Efficiency	-	-	-	-	-	-	-	-	-	-	-	-	-
Soil and Water Testing	02	40	05	45	03	02	05	-	-	-	43	07	50
Others, if any	-	-	-	-	-	-	-	-	-	-	-	-	-
TOTAL	09	195	25	220	20	10	30	-	-	-	215	35	250
IV. Livestock Production and Management	-	-	-	-	-	-	-	-	-	-	-	-	-
Dairy Management	02	45	05	50	08	02	10	-	-	-	53	07	60
Poultry Management	01	20	05	25	03	02	05	-	-	-	23	07	30
Piggery Management	-	-	-	-	-	-	-	-	-	-	-	-	-
Rabbit Management	-	-	-	-	-	-	-	-	-	-	-	-	-
Disease Management	10	200	50	250	30	20	50	-	-	-	230	70	300
Feed management	10	200	50	250	30	20	50	-	-	-	230	70	300
Production of quality animal products	-	-	-	-	-	-	-	-	-	-	-	-	-
Others, if any (Goat farming)	-	-	-	-	-	-	-	-	-	-	-	-	-
TOTAL	23	465	110	575	71	44	115	-	-	-	536	154	690
V. Home Science/Women empowerment	-	-	-	-	-	-	-	-	-	-	-	-	-
Household food security by kitchen gardening and nutrition gardening	-	-	-	-	-	-	-	-	-	-	-	-	-
Design and development of low/minimum cost diet	-	-	-	-	-	-	-	-	-	-	-	-	-
Designing and development for high nutrient efficiency diet	-	-	-	-	-	-	-	-	-	-	-	-	-
Minimization of nutrient loss in processing	-	-	-	-	-	-	-	-	-	-	-	-	-
Gender mainstreaming through SHGs	-	-	-	-	-	-	-	-	-	-	-	-	-
Storage loss minimization techniques	-	-	-	-	-	-	-	-	-	-	-	-	-

Thematic Area	No. of Cour ses	No. of Participants									Grand Total		
		Other			SC			ST					
		M	F	T	M	F	T	M	F	T	M	F	T
Enterprise development	-	-	-	-	-	-	-	-	-	-	-	-	-
Value addition	-	-	-	-	-	-	-	-	-	-	-	-	-
Income generation activities for empowerment of rural Women	-	-	-	-	-	-	-	-	-	-	-	-	-
Location specific drudgery reduction technologies	-	-	-	-	-	-	-	-	-	-	-	-	-
Rural Crafts	-	-	-	-	-	-	-	-	-	-	-	-	-
Capacity building	-	-	-	-	-	-	-	-	-	-	-	-	-
Women and child care	-	-	-	-	-	-	-	-	-	-	-	-	-
Others, if any	-	-	-	-	-	-	-	-	-	-	-	-	-
TOTAL	-	-	-	-	-	-	-	-	-	-	-	-	-
VI.Agril. Engineering	-	-	-	-	-	-	-	-	-	-	-	-	-
Installation and maintenance of micro irrigation systems	-	-	-	-	-	-	-	-	-	-	-	-	-
Use of Plastics in farming practices	-	-	-	-	-	-	-	-	-	-	-	-	-
Production of small tools and implements	-	-	-	-	-	-	-	-	-	-	-	-	-
Repair and maintenance of farm machinery and implements	-	-	-	-	-	-	-	-	-	-	-	-	-
Small scale processing and value addition	-	-	-	-	-	-	-	-	-	-	-	-	-
Post Harvest Technology	-	-	-	-	-	-	-	-	-	-	-	-	-
Others, if any	-	-	-	-	-	-	-	-	-	-	-	-	-
TOTAL	-	-	-	-	-	-	-	-	-	-	-	-	-
VII. Plant Protection	-	-	-	-	-	-	-	-	-	-	-	-	-
Integrated Pest Management	05	100	25	125	20	05	25	-	-	-	120	30	150
Integrated Disease Management	05	100	25	125	20	05	25	-	-	-	120	30	150
Bio-control of pests and diseases	-	-	-	-	-	-	-	-	-	-	-	-	-
Production of bio control agents and bio pesticides	01	20	05	25	03	02	05				23	07	30
Others, if any	-	-	-	-	-	-	-	-	-	-	-	-	-
TOTAL	11	220	55	275	43	12	55	-	-	-	263	67	330
VIII. Fisheries	-	-	-	-	-	-	-	-	-	-	-	-	-
Integrated fish farming	06	100	40	140	08	02	10	-	-	-	108	42	150
Carp breeding and hatchery management	06	100	40	140	08	02	10	-	-	-	108	42	150
Carp fry and fingerling rearing	05	90	25	115	08	02	10	-	-	-	98	27	125

Thematic Area	No. of Cour ses	No. of Participants									Grand Total		
		Other			SC			ST					
		M	F	T	M	F	T	M	F	T	M	F	T
Composite fish culture & fish disease	01	20	05	25	03	02	05	-	-	-	23	07	30
Fish feed preparation & its application to fish pond, like nursery, rearing & stocking pond	06	135	15	150	25	05	30	-	-	-	160	20	180
Hatchery management and culture of freshwater prawn	02	45	05	50	08	02	10	-	-	-	53	07	60
Breeding and culture of ornamental fishes	-	-	-	-	-	-	-	-	-	-	-	-	-
Portable plastic carp hatchery	-	-	-	-	-	-	-	-	-	-	-	-	-
Pen culture of fish and prawn	-	-	-	-	-	-	-	-	-	-	-	-	-
Shrimp farming	-	-	-	-	-	-	-	-	-	-	-	-	-
Edible oyster farming	-	-	-	-	-	-	-	-	-	-	-	-	-
Pearl culture	-	-	-	-	-	-	-	-	-	-	-	-	-
Fish processing and value addition	-	-	-	-	-	-	-	-	-	-	-	-	-
Others, if any	-	-	-	-	-	-	-	-	-	-	-	-	-
TOTAL	26	690	130	620	60	15	75	-	-	-	550	145	695
IX. Production of Inputs at site	-	-	-	-	-	-	-	-	-	-	-	-	-
Seed Production	05	100	15	115	09	06	15				109	21	130
Planting material production	02	40	05	45	03	02	05				43	07	50
Bio-agents production	-	-	-	-	-	-	-	-	-	-	-	-	-
Bio-pesticides production	-	-	-	-	-	-	-	-	-	-	-	-	-
Bio-fertilizer production	-	-	-	-	-	-	-	-	-	-	-	-	-
Vermi-compost production	02	40	05	45	03	02	05	-	-	-	43	07	50
Organic manures production	-	-	-	-	-	-	-	-	-	-	-	-	-
Production of fry and fingerlings	-	-	-	-	-	-	-	-	-	-	-	-	-
Production of Bee-colonies and wax sheets	-	-	-	-	-	-	-	-	-	-	-	-	-
Small tools and implements	-	-	-	-	-	-	-	-	-	-	-	-	-
Production of livestock feed and fodder	-	-	-	-	-	-	-	-	-	-	-	-	-
Production of Fish feed	01	23	02	25	03	02	05	-	-	-	26	04	30
Others, if any	-	-	-	-	-	-	-	-	-	-	-	-	-
TOTAL	10	203	27	230	18	12	30	-	-	-	221	39	260
X. Capacity Building and Group Dynamics	-	-	-	-	-	-	-	-	-	-	-	-	-
Leadership development	02	45	05	50	08	02	10	-	-	-	53	07	60
Group dynamics								-	-	-			

Thematic Area	No. of Cour ses	No. of Participants									Grand Total		
		Other			SC			ST					
		M	F	T	M	F	T	M	F	T	M	F	T
Formation and Management of SHGs	02	45	05	50	08	02	10	-	-	-	53	07	60
Mobilization of social capital													
Entrepreneurial development of farmers/youths	-	-	-	-	-	-	-	-	-	-	-	-	-
WTO and IPR issues	-	-	-	-	-	-	-	-	-	-	-	-	-
Others, if any	-	-	-	-	-	-	-	-	-	-	-	-	-
TOTAL	04	90	10	100	16	04	20	-	-	-	106	14	120
XI Agro-forestry	-	-	-	-	-	-	-	-	-	-	-	-	-
Production technologies	-	-	-	-	-	-	-	-	-	-	-	-	-
Nursery management	-	-	-	-	-	-	-	-	-	-	-	-	-
Integrated Farming Systems	-	-	-	-	-	-	-	-	-	-	-	-	-
TOTAL	-	-	-	-	-	-	-	-	-	-	-	-	-
XII. Others (Pl. Specify)	-	-	-	-	-	-	-	-	-	-	-	-	-
TOTAL													

Rural youth

Thematic Area	No. of Courses	No. of Participants									Grand Total		
		Other			SC			ST					
		M	F	T	M	F	T	M	F	T	M	F	T
Mushroom Production	04	40	40	80	10	10	20	-	-	-	50	50	100
Bee-keeping	-	-	-	-	-	-	-	-	-	-	-	-	-
Integrated farming	04	70	10	80	15	05	20	-	-	-	85	15	100
Seed production	02	30	10	40	08	02	10	-	-	-	38	12	50
Production of organic inputs	-	-	-	-	-	-	-	-	-	-	-	-	-
Planting material production	02	30	10	40	08	02	10	-	-	-	38	12	50
Vermi-culture	02	30	10	40	08	02	10	-	-	-	38	12	50
Sericulture	-	-	-	-	-	-	-	-	-	-	-	-	-
Protected cultivation of vegetable crops	02	30	10	40	08	02	10				38	12	50
Commercial fruit production	02	15	02	17	06	02	08	-	-	-	21	04	25
Repair and maintenance of farm machinery and implements	-	-	-	-	-	-	-	-	-	-	-	-	-
Nursery	01	20	05	25	03	02	05	-	-	-	23	07	30

Thematic Area	No. of Courses	No. of Participants									Grand Total		
		Other			SC			ST					
		M	F	T	M	F	T	M	F	T	M	F	T
Management of Horticulture crops													
Training and pruning of orchards	01	20	05	25	03	02	05	-	-	-	23	07	30
Value addition	-	-	-	-	-	-	-	-	-	-	-	-	-
Production of quality animal products	-	-	-	-	-	-	-	-	-	-	-	-	-
Dairying	-	-	-	-	-	-	-	-	-	-	-	-	-
Sheep and goat rearing	-	-	-	-	-	-	-	-	-	-	-	-	-
Quail farming	-	-	-	-	-	-	-	-	-	-	-	-	-
Piggery	-	-	-	-	-	-	-	-	-	-	-	-	-
Rabbit farming	-	-	-	-	-	-	-	-	-	-	-	-	-
Poultry production	02	35	10	45	03	02	05	-	-	-	38	12	50
Ornamental fisheries	-	-	-	-	-	-	-	-	-	-	-	-	-
Para vets	-	-	-	-	-	-	-	-	-	-	-	-	-
Para extension workers	-	-	-	-	-	-	-	-	-	-	-	-	-
Composite fish culture	-	-	-	-	-	-	-	-	-	-	-	-	-
Freshwater prawn culture	-	-	-	-	-	-	-	-	-	-	-	-	-
Shrimp farming	-	-	-	-	-	-	-	-	-	-	-	-	-
Pearl culture	-	-	-	-	-	-	-	-	-	-	-	-	-
Cold water fisheries	-	-	-	-	-	-	-	-	-	-	-	-	-
Fish harvest and processing technology	-	-	-	-	-	-	-	-	-	-	-	-	-
Fry and fingerling rearing	-	-	-	-	-	-	-	-	-	-	-	-	-
Small scale processing	-	-	-	-	-	-	-	-	-	-	-	-	-
Post Harvest Technology	-	-	-	-	-	-	-	-	-	-	-	-	-
Tailoring and Stitching	-	-	-	-	-	-	-	-	-	-	-	-	-
Rural Crafts	-	-	-	-	-	-	-	-	-	-	-	-	-
Enterprise development	-	-	-	-	-	-	-	-	-	-	-	-	-
Others if any (Fish)	02	15	02	17	06	02	08	-	-	-	21	04	25
TOTAL	24	335	114	449	78	33	111	-	-	-	413	147	560

Extension functionaries

Thematic Area	No. of Courses	No. of Participants									Grand Total		
		Other			SC			ST					
		M	F	T	M	F	T	M	F	T	M	F	T
Productivity enhancement in field crops	01	18	02	20	03	02	05	-	-	-	21	04	25
Integrated Pest Management	02	36	04	40	06	04	10	-	-	-	42	08	50
Integrated Nutrient management	04	72	08	80	12	08	20	-	-	-	84	16	100
Rejuvenation of old orchards	02	36	04	40	06	04	10	-	-	-	42	08	50
Value addition	-	-	-	-	-	-	-	-	-	-	-	-	-
Protected cultivation technology	02	36	04	40	06	04	10	-	-	-	42	08	50
Formation and Management of SHGs	-	-	-	-	-	-	-	-	-	-	-	-	-
Group Dynamics and farmers organization	-	-	-	-	-	-	-	-	-	-	-	-	-
Information networking among farmers	-	-	-	-	-	-	-	-	-	-	-	-	-
Capacity building for ICT application	-	-	-	-	-	-	-	-	-	-	-	-	-
Care and maintenance of farm machinery and implements	-	-	-	-	-	-	-	-	-	-	-	-	-
WTO and IPR issues	-	-	-	-	-	-	-	-	-	-	-	-	-
Management in farm animals	-	-	-	-	-	-	-	-	-	-	-	-	-
Feed and fodder production for livestock	01	18	02	20	03	02	05	-	-	-	21	04	25
Household food security	-	-	-	-	-	-	-	-	-	-	-	-	-
Women and Child care	-	-	-	-	-	-	-	-	-	-	-	-	-

Low cost and nutrient efficient diet designing	-	-	-	-	-	-	-	-	-	-	-	-	-
Production and use of organic inputs	02	36	04	40	06	04	10	-	-	-	42	08	50
Gender mainstreaming through SHGs	-	-	-	-	-	-	-	-	-	-	-	-	-
Crop intensification	-	-	-	-	-	-	-	-	-	-	-	-	-
Others if any (Fish)	02	24	08	32	06	02	08	-	-	-	30	10	40
TOTAL	16	276	36	312	48	30	78	-	-	-	324	66	390

13. Frontline demonstration to be conducted 2023

Sl. No	Season	Crop	Variety/Technology for demonstration	Area (in ha/Unit)	No. of Demonstration
1.	Rabi	Cauliflower	Popularization of 50% RDF + Vermicompost 20 qt/ha + Soil application of PSB 5 kg/ha for good production	5	20
2.	Rabi	Tomato	Popularization of Foliar spray of Boric Acid (0.1%) and Zinc sulphate (0.2%) for controlling fruit cracking	5	20
3.	Rabi	Mushroom	Popularization of Oyster, Button & Milky white	50 unit	50
4.	Rabi	Wheat	Popularization of Rajendra Genhu- 2	4	10
5.	Rabi	Wheat	Application of Potassium Nitrate 1% at anthesis stage in Wheat crop	4	10
6.	Summer	Poultry	Stressroak	1000 Birds	10
7.	Rabi	Green fodder	Makkhan Grass	1.0 ha	10
8.	Winter	Fisheries	Popularization of Amur Carp	5.0 ha	10

Sl. No.	Crop & variety / Enterprises	Proposed Area (ha)/ Unit (No.)	Technology package for demonstration	Parameter (Data) in relation to technology demonstrated	Cost of Cultivation (Rs.)			No. of farmers / demonstration								
					Name of Inputs	Demo	Local	SC		ST		Other		Total		
								M	F	M	F	M	F	M	F	T
1.	Litchi	5	Popularization for application of Zinc, Boron & Planofix	Percentage of fruit dropping & fruit cracking	Zinc, Boon & Planofix	10000	3000	01	-	-	-	07	02	08	02	10
2.	Mango	5	Popularization of NAA application in Mango to control Fruit dropping	Percentage of fruit dropping	Planofix	3000	-	01	-	-	-	07	02	08	02	10
3.	Mushroom	50 unit	Popularization of Oyster, Button & Milky white	Yield	Spawn	10000	-	05	02	-	-	10	33	15	35	50
4.	Paddy	4.0 ha	Popularization of Swarna Sub-1	Yield	Seed	5000	4000	02	-	-	-	08	-	10	-	10
5.	Wheat	2.0 ha	Popularization of HD – 3118	Yield	Seed	8000	7000	01	-	-	-	09	-	10	-	10
6.	Buffalo	20	Uterine tonic	Milk production	Himrop	9500	4200	04	01	-	-	12	03	16	04	20
7.	Green fodder	1.0 ha	Makkhan Grass	Production	Seed	2500	-	01	-	-	-	08	01	09	01	10
8.	Fisheries	5.0 ha	Popularization of Amur Carp	Enhance fish production by using of improved fish seed	Amur Carp	5000	3000	01	-	-	-	09	-	10	-	10

Extension and Training activities under FLD:

Activity	Title of Activity	No.	Clientele	Duration	Venue On/Off	No. of Participants								
						SC		ST		Other		Total		
						M	F	M	F	M	F	M	F	T
Field day	Field day on nutrient & manure management	02	PF	2	Off	06	04	-	-	40	10	46	14	60
Kisan Gosthi	Discussion on nutrient & manure management	02	PF	2	Off	06	04	-	-	40	10	46	14	60
Training	Use of application of nutrients & NAA in Litchi	01	PF	1	Off	05	02	-	-	28	05	33	07	40
	Application of NAA in Mango	01	PF	1	Off	03	02	-	-	18	02	21	04	25
	Popularization of high yielding var. of Tomato	01	PF	1	Off	03	02	-	-	20	05	23	07	30
	Popularization of Oyster Mushroom	01	RY	1	Off	05	05	-	-	20	20	25	25	50
Exposure	Exposure of Rural Youth on Mushroom Production	01	RY	1	Dr. RPCAU, Pusa	05	05	-	-	20	20	25	25	50
Group Meeting	Awareness for latest technology under Fruits, Vegetables and Mushroom	01	PF & RY	2	On	05	02	-	-	18	05	23	07	30

* Repeat the above tables and information in Point no. 4 for EACH FLD being proposed.

a) Seed and planting material production by utilization of instructional farm (Crops / Enterprises)

Name of the Crop / Enterprise	Variety/Type	Period From April 2022 to March 2023	Area (ha.)	Details of Production				
				Type of Produce	Expected Production (quintals)	Cost of inputs (Rs.)	Expected Gross income (Rs.)	Expected Net Income (Rs.)
Mango	Maldah, Bombay, Deshari, Amrapali, Mallika, Jardalu, Hemsagar	All around year	1.0	Planting material	5000	1,75,000	3,40,000	1,65,000
Litchi	Sahi, China, Bombay		0.5	Planting material	1000	30,000	60,000	30,000
Guava	L-49, Safeda, Lalit		0.5		1000	30,000	60,000	30,000
Citrus	Kagzi		0.5		500	15,00	30,000	15,000
Tomato	Arka Ananya, Hemshekhar	Rabi	500 sqm	Seedling	1,00,000	25,000	50,000	25,000
Brinjal	Swarna Shakti, Swana Pratibha	Rabi	500 sqm	Seedling	50,000	10,000	50,000	25,000
Paddy	Rajendra Mansoori, Sweta, Rajsree	Kharif	6.0	Seed	250 qt.	1,75,000	4,00,000	2,25,000
Wheat	HD- 2967	Rabi	6.0	Seed	200 qt.	2,40,000	5,00,000	2,60,000

b) Village Seed Production Programme

Name of the Crop / Enterprise	Variety / Type	Period From April 2023 to March 2024	Area (ha.)	No. of farmers	Details of Production				
					Type of Produce	Expected Production(q)	Cost of inputs (Rs.)	Expected Gross income (Rs.)	Expected Net Income (Rs.)
Paddy	Rajendra Mansoori	Kharif	5.0	30	Truthful	200	1,25,000.00	4,00,000.00	2,75,000.00
Wheat	HD -2967	Rabi	4.0	20	Truthful	130	1,20,000.00	2,60,000.00	1,40,000.00

14. Extension Activities

Sl. No.	Activities/ Sub-activities	No. of activities proposed	Total		
			Male	Female	Total
1.	Field Day	80	1200	800	2000
2.	KisanMela	01	200	100	300
3.	KisanGhoshi	70	1300	100	2300
4.	Exhibition	02	100	30	130
5.	Film Show	02	150	50	200
6.	Method Demonstrations	-	-	-	-
7.	Farmers Seminar	01	100	25	125
8.	Workshop	01	125	25	150
9.	Group meetings	50	400	200	600
10.	Lectures delivered as resource persons	12	600	150	750
11.	Advisory Services	50	8000	2000	10000
12.	Scientific visit to farmers field	10	2000	1000	3000
13.	Farmers visit to KVK	10	2500	500	3000
14.	Diagnostic visits	20	1500	300	1800
15.	Exposure visits	03	100	50	150
16.	Ex-trainees Sammelan	01	100	50	150
17.	Soil health Camp	01	200	60	260
18.	Animal Health Camp	02	150	100	250
19.	Agri mobile clinic	-	-	-	-
20.	Soil test campaigns	01	100	50	150
21.	Farm Science Club Conveners meet	02	40	20	60
22.	Self Help Group Conveners meetings	10	250	50	300
23.	MahilaMandals Conveners meetings	02	-	100	100
24.	Celebration of important days (specify)	10	500	100	600
25.	Sankalp Se Siddhi	02	100	50	150
26.	Swatchta Hi Sewa	05	250	50	300
27.	Mahila Kisan Diwas	01	-	150	150
28.	Any Other (Specify)	-	-	-	-
Total		349	19965	6110	26075

15. Revolving Fund (in Rs.)

Opening balance of 2022-2023 (As on 01.04.2022) (Rs)	Amount proposed to be invested during 2023-24 (Rs.)	Expected Return (Rs.)
13,89,340.74	7,00,000.00	15,00,000.00

16. Expected fund from other sources and its proposed utilization

Project	Source	Amount to be received (Rs.)
Training	ATMA, Sitamarhi	50,000.00
Exposure	ATMA, Sitamarhi	1,00,000.00
Demonstration	ATMA, Sitamarhi	50,000.00
Short term research	ATMA, Sitamarhi	50,000.00
Farmers Scientist Interaction	ATMA, Sitamarhi	50,000.00
Skill development programme	BAMETI, Patna	24,00,000.00
Pilot project on Encouraging Rural Youth in Agriculture & Allied sector	NABARD, Sitamarhi	1,92,00,000.00
Demonstration on farmers field under latest technology	NABARD, Sitamarhi	18,00,000.00

17. On-farm trials to be conducted*
ON FARM TRIAL, 2023

OFT – 1 (Horticulture)

Season	:	2023
Title	:	Assessment of Biomass mulching in Litchi
Problem diagnose	:	Higher use of water due to evaporation and leaching
Details of technologies selected for assessment/refinement	:	Farmers practice : No mulching/Litter fall of trees
		TO-1 : Taphrosia 1 kg dry biomass/m ² s canopy (Plant Spread)
		TO-2 : Grass/Paddy straw/Any Local available mulching 15 cm thick (Plant spread) + Greece band 30 cm from GL
Source of technology	:	BAU, Sabour
Replication	:	5
Unit cost		Rs. 10000 approx
Total cost		Rs. 50000 approx
Production system and thematic area	:	-
Performance of technology with performance indicator	:	i) No. of irrigation ii) Production iii) BCR
process of farmers participation & their reaction	:	i) Group meeting ii) Training

OFT – 2 (Horticulture)

Season	:	Rabi 2023
Title	:	Assessment of microbial consortia against wilting in Brinjal
Problem diagnose	:	Low production of Brinjal due to wilt infestation
Details of technologies selected for assessment/refinement	:	Farmers practice : Chemical Pesticides
		TO-1 : IIHR Consortia (Araka Microbial Consortia)
		TO-2 : NRC Litchi Consortia
Source of technology	:	BAU, Sabour, Bhagalpur
Replication	:	5
Plot Size	:	800 sqm
Unit cost		Rs. 2500 approx
Total cost		Rs. 12500 approx
Production system and thematic area	:	Paddy- Brinjal, Disease management
Performance of technology with performance indicator	:	iv) Percentage of wilting v) Average fruit size vi) Yield vii) BCR
process of farmers participation & their reaction	:	iii) Group meeting iv) Training

OFT – 3 (Agronomy)

Crop/Enterprise	:	Paddy
Title	:	Improvement of Nitrogen use efficiency in rice.
Problem diagnose	:	Excessive use of chemical fertilizer and Spiraling price of urea leads to increase in cost of cultivation
Farming situation	:	Irrigated
Production system & thematic area	:	Paddy- Wheat
Year of commencement	:	2023-24
Experimental details	:	Farmers practice : RDF (100:40:20) Kg/ha
	:	TO-1 : 50% of RDN & 100% PK + nano urea @4ml/lt. water (Single spray at pre flowering stage).
	:	TO-2 : 50% of RDN & 100% PK + 2 sprays of Nano Urea at (25 to 30 days) and (60-65 days) @ 4 ml/lt water.
Source of technology	:	OFT Finalization committee, BAU, Sabour
Critical inputs	:	Seed, Nano Uria, Fertilizer & Labour
Observation to be taken	:	Plot size (10x10 m ²)/ in each tech. option, soil data before and after (pH, EC, OC, NPK,), Yield data, No. of effective tillers/m ² , 1000 grain weight, Panicle weight, Grain and Straw yield and Economics
No. of Farmers	:	07
Area (in ha)	:	0.25

OFT – 4 (Agronomy)

Crop/Enterprise	:	Wheat
Title	:	Improvement of Nitrogen use efficiency in wheat.
Problem diagnose	:	Excessive use of chemical fertilizer and Spiraling price of urea leads to increase in cost of cultivation
Farming situation	:	Irrigated
Production system & thematic area	:	Paddy – wheat
Year of commencement	:	2023-24
Experimental details	:	Farmers Practice: RDF (100:40:20) Kg/ha
	:	T. O- 1: 50% of RDN & 100% PK + nano urea @4ml/lt. water (Single spray at 35 DAS).
	:	T. O- 2: 50% of RDN & 100% PK + 2 sprays of Nano Urea at (35 DAS) and (60-65DAS) @ 4 ml/lt. water.
Source of technology	:	OFT Finalization committee, BAU, Sabour
Critical inputs	:	Seed, Nano Uria, Fertilizer & Labour
Observation to be taken	:	Plot size (10x10 m ²)/ in each tech. option, soil data before and after (pH, EC, OC, NPK,), Yield data, No. of effective tillers/ m ² , 1000 grain wt., Panicle wt., Straw yield and Economics.
No. of Farmers	:	07
Area (in ha)	:	0.25

OFT – 5 (Agronomy)

Crop/Enterprise	:	Cropping system
Title	:	Diversification of rice-based cropping systems.
Problem diagnose	:	Low profitability of existing cropping system.
Farming situation	:	Irrigated
Production system & thematic area	:	Paddy – wheat –Green gram
Year of commencement	:	2023-24
Experimental details	:	Farmers Practice: Rice – Wheat (prominent cropping system of district)
	:	T. O- 1: Rice- Maize + Potato
	:	T. O- 2: Rice-Maize + Vegetable Pea
	:	T. O- 3: Rice-wheat –Green gram.
Source of technology	:	OFT Finalization committee, BAU, Sabour
Critical inputs	:	Seed & Labour
Observation to be taken	:	Plot size (10x10 m ²)/ in each tech option line sowing, soil data before and after (pH, EC, OC, NPK,), rice equivalent yield qt/ha of all crops, sole crop and intercropping, cost of cultivation.
No. of Farmers	:	07
Area (in ha)	:	0.30

OFT – 6 (Animal Science)

Crop/Enterprise	:	Cattle
Title	:	Assessment the efficacy of different drug combination against Mastitis in cattle
Problem diagnose	:	Low milk production due to infection of teat
Farming situation	:	Integrated crop livestock farming system
Production system & thematic area	:	Live stock production and Management
Year of commencement	:	2023-24
Experimental details	:	Farmer practices : Topical herbal gel used
	:	T.O-1 : Intramammary infusion (Mammitel 10 gm for 3 days) +topical herbal gel
	:	T.O-2- : Parental antibiotic (Amoxycillin+Sulbactum @ of 3gm. I/M for 3 days + Intramammary infusion (Memmitel 10 gm for 3 days)+Mastilep
Source of technology	:	WBUAFS, Kolkata
Critical inputs	:	Topical herbal gel, Mammitel & Antibiotic
Observation to be taken	:	i) Technical : Udder health
	:	ii) Economics : Milk production
No. of Buffalo	:	10

OFT – 7 (Animal Science)

Crop/Enterprise	:	Buffalo
Title	:	Assessment of productive and reproductive performance of Buffalo
Problem diagnose	:	Poor milk production and conception rate
Farming situation	:	Integrated farming system
Production system & thematic area	:	Feed management
Year of commencement	:	2023-24
Experimental details	:	Farmer practices : Only grazing + concentrate mixture feeding
	:	TO-1 : FP + Deworming (Triclabendazole @ 7.5 mg/kg body weight and Albendazole @ 10 mg/kg body weight after 15 days interval
	:	TO-2 : FP + TO-1 + Vitamine and mineral supplementation CRS @ 35 gram/day for 90 days
Source of technology	:	WBUAFS, Kolkat
Critical inputs	:	Triclabendazole , Albendazole and CRS
Observation to be taken	:	i) Technical : Feed intake
	:	ii) Economics : Milk production
No. of Buffalo	:	24

18. List of Projects to be implemented by funding from other sources (other than KVK fund)

Sl. No.	Name of the Project	Source	Amount to be received (Rs. in lakh)
1.	Training	ATMA, Sitamarhi	50,000.00
2.	Training	District Horticulture Office, Sitamarhi	50,000.00
3.	Demonstration	ATMA, Sitamarhi	50,000.00
4.	Short term research	ATMA, Sitamarhi	50,000.00
5.	Farmers Scientist Interaction	ATMA, Sitamarhi	50,000.00
6.	Skill development programme	BAMETI, Patna	24,00,000.00
7.	Spawn production unit	District Collector Office, Sitamarhi	60,00,000.00
8.	Pilot project for increasing the Rural Youth	NABARD, Sitamarhi	1,94,00,000.00

19. No. of success stories proposed to be developed with their tentative titles – 05**20. Scientific Advisory Committee :**

Date of SAC meeting held during 2022-23	Proposed date during 2023-24
07.01.2022 and 10.11.2022	13.09.2023 and 12.01.2024

21. Soil and water testing




Details	No. of Samples	No. of Farmers									No. of Villages	No. of SHC distributed
		SC		ST		Other		Total				
		M	F	M	F	M	F	M	F	T		
Soil Samples	1500	30	20	-	-	1300	150	1330	170	1500	100	1500
Water Samples	-	-	-	-	-	-	-	-	-	-	-	-
Other (Please specify)	-	-	-	-	-	-	-	-	-	-	-	-
Total	1500	30	20	-	-	1300	150	1330	170	1500	100	1500






22. Fund requirement and expenditure (Rs.)*





Head	Expenditure (last year) (Rs.) up to 31.12.2022	Expected fund requirement (Rs.)
<u>Recurring items</u>		
		1,50,00,000.00
1. PAY & ALLOWANCE	1,02,77,944.00	
2. TRAVELLING ALLOWANCE	75,000.00	1,25,000.00
3. HRD	15,000.00	30,000.00
3. CONTIGENCIES	2,80,372.00	3,50,000.00
Stationary, Telephone, Postage & other expenditure on office running.		
b) POLs, repair of vehicle, tractor & Equipment		
c) Vocational Training, training of rural youth (iii) Meals, refreshment for trainees, Farmers Training		3,00,000.00
(ii) Training Material		
(iii) Training of Extension Functionaries	2,24,903.00	
d) Front line demonstration Accept oil seeds & pulses.	84,750.00	1,25,000.00
e) On farm testing	58,921.00	75,000.00
f) Training of extension functionaries		
g) Library Maintenance of building		
h) Revolving Fund		
i) Soil & Water Testing lab, Contig.		
J) Maintenance of Building	10,000.00	1,00,000.00
k) Sc/Sp contingencies	2,25,000.00	4,50,000.00
k) Extension Activities / Exhibition, Kisan Mela Etc.	27,000.00	1,00,000.00
4. MAINTENANCE OF BUILDING		
5. TRIBAL SUB PLAN		
TOTAL (A)		
<u>Non Recurring Item</u>		
i) Tractor		
ii) Micro irrigation		
(iii) Renovation work		
(iv) furniture		
(v) SC/SP Capital	4,22,500.00	7,00,000.00
TOTAL (B)		
GRANT TOTAL (A+B)	1,17,01,390.00	1,73,55,000.00

* Any additional requirement may be suitably justified.

23. Every KVK should bring a brief write-up supported by quality photographs about the technology having wide acceptability among the farming community of the district with factual data

Sl. No.	Name of the Technology	Brief Details of Technology (3-5 bullet points)	Net Return to the farmer (Rs.) per annum due to the technology	No. of farmers adopted the technology in the district	One high resolution 'Photo' in 'jpg' format for each technology
1.	Application of Acetamipid to control leaf curl in Tomato	i) Infestation of leaf curl in Tomato was found only 5-10% ii) Production was observed ave. 425q/ha iii) B.C ratio 3.05	Rs. 1,25,500/ha/annum	Approx 6,000 farmers	
2.	Application of Boron in Cauliflower	i) Pod column was found attractive ii) Price of Cauliflower 2 times more iii) B.C ratio-1.62	Rs. 75,000/ha/annum	Approx 3,000 farmers	
3.	Application of staking system in Tomato	i) No. of fruits was found two times more than traditional method ii) Quality of fruit was found better iii) Market rate of Tomato was found 2 times	Rs. 1,32,300/ha/annum	Approx 2000 farmers	
4.	Popularization of Oyster Mushroom cultivation	i) Additional source of income ii) Improvement of Health Status iii) Good employment opportunities among women	Rs. 60,000/ha/annum	Approx 2000 farmers	
5.	Cultivation of bacterial wilt resistant varieties of Brinjal- Var. Swarn Shakti	i) Oly 15% wilt infestation was found in Swarn Shakti ii) 65q/ha yield increased average farmers production iii) B.C ratio- 2.95	Rs. 65,500/ha/annum	Approx 5,000 farmers	

6.	Uses of concentrate mineral mixture & Vitamin supplement for increasing the body weight in goat.	i) 4 kg body weight increased by using of selected technologies in compare with farmers practices. ii) B.C ratio 2.81 found in selected technologies. iii) Healthy progeny produced by using this technologies.	Rs. 16,000/annum @ 10 goat	1100 (approx.)	
7.	Application of Amoxycillin + sulbactam @ of 3 gm I/M for 3 days + use of Mastilep gel for controlling mastitis in milch Cow	i) By using this technology 100% control of mastitis observed in farmers practices only 30% result observed. ii) 630 liter milk production increased over farmer practice during lactation period each Cow.	Rs. 20,160/annum/ Milch Cow	2200 (approx.)	
8.	Application of of Iron bolus (Feritas) in milch Buffalo	i) Enhance the nutrient level in body of milch Cattle. ii) 16.75% milk production increased over farmers practices iii) 280 liter milk production increased in each Buffalo	Rs. 8,960/cattle/annum	4300 (approx.)	
9.	Use of 35 gm Mineral mixture and vitamin supplement in Buffalo for enhancing milk production.	i) By using this technology 3.5 lit./day milk production increased and reproductive performance enhanced. ii) 30% conception rate increased in selected technology over the farmers practices	Rs. 25,725/cattle/ lactation	5000 (approx.)	
11.	Application of Anti stress @ 10 ml/100 bird.	i) 12% body weight gain in boiler poultry with compare to local check. ii) Mortality and morbidity rate decreased. iii) 7830 Rs. Income increased over farmer practices with capacity of 5000 boiler poultry.	Rs. 46,980/farmer/ annum with 5000 bird capacity	300 (approx.)	

12.	Application of lime@ 200kg / ha. in fish pond for enhancing fish productivity.	i)Application of lime in fish pond @ 200kg/ha if water pH is 7. ii)It improve water pH & increase alkalinity. iii)Control fish parasites & diseases. iv)It reduces turbidity in this reason increase fish production. v)Production were 19 qt./ha in demonstration pond and 11.55 qt/ha in check	Rs. 82,960/ha/annum	150 (approx.)	
13.	Cultivation of variety HD-2967 in timely sown condition	i)No. of tillers/m ² at harvesting stage was obtained in HD- 2967 variety (285) compare to farmers practices UP-262 variety (208) ii)8 q/ha increasing over the farmers practise iii)B.C ratio was 2.40 of HD-2967 variety	Rs. 40,000/ha	50,000 (approx.)	
14.	Cultivation of wheat variety HI- 1563 by Zero tillage method.	i)Under line sowing method of establishment we get more productivity per ha. Of Wheat while farm zero tillage technique we get more profitability due to low cost of cultivation in comparison to line sowing method. ii)B.C ratio was 2.44 in zero tillage and B.C ratio was highest in Hi- 1563 (2.48)	Rs. 33,700/ha	20000 (approx.)	
15.	Cultivation of variety Swarna Sub -1 of paddy under sub merge condition.	i)No. of tillers/m ² at harvest was minimum in Swarna Sub-1 (550) compare to farmers practice Katma variety (250) ii)Rs. 31200/ha net return increasing over the farmer practices iii)B.C ratio was 2.33 of Swarna Sub-1	Rs. 32,670/ha/annum	30000 (approx.)	
16.	Application of Pendimethalin + Imazethapyr herbicide for weed management in lentil	i)No. of weed at maturity was found 10 in pendimethalin 1 lit/ha + Imazathapyr 40 gm/ha compare to farmer practices no weed (42) ii)Rs. 11770/ha net return increasing over the farmer practices iii)B.C ratio was 2.11 of Pendimethalin + Imazethapyr	Rs. 26,5 20/ha/annum	2000 (approx.)	