



Monthly Progress Report

Year:

2023



Month:

February



ATARI:

ICAR-ATARI Zone-III Kanp

State:

UTTAR PRADESH


KVK address: Krishi Vigyan Kendra, Distt. Ambedkar Nagar

Note:


1. OFT/FLD information is to be filled only once at the beginning of experiment. This information should not be repeated over the month
2. While filling information, be careful about as per given unit

S.NO.	Activities	Key Performance Indicator (KPI)	Top
-------	------------	---------------------------------	-----

1.	On- Farm Trial			
	On- Farm Trial	Area (ha)/No.	No. of On-Farm Trials Conducted	No. of Farmers Benefited
	Pulses	1.0	1	5
	Cereals	1.0	1	5
	Livestock ▼	3	2	8
2.	Frontline Demonstrations			

Frontline Demonstrations	Area (ha)/No.	No. of Frontline Demonstrations Conducted	No. of Farmers Benefited	
Oilseeds	30	1	85	Re
Pulses	60	3	221	Re
Cereals	9.0	1	33	Re
Horticultural crops	1.0	1	25	Re
Livestock 	13	3	13	Ac

3. Farmer Training

	Type of Training	No. of Training	No. of Farmers Trained			
			Male	Female	SC	ST
	Farmers and Farm Women Training	6	90	30	25	

4. Vocational Training for Youth (Training Programmes of More Than 4 Days)


Top

	Type of Vocational Training	No. of Training Programmes Conducted	No. of Personnel Trained			
			Male	Female	SC	ST
	Vocational Training for Youth (More Than 4 Days)	0	0	0	0	








5. Extension Personnel Training

	Type of Extension Personnel Training	No. of Training Programmes Conducted	No. of Extension Personnel Trained			
			Male	Female	SC	ST
	In-Service Training	0	0	0	0	

6. Skill Development Trainings

	Type of Skill Development Trainings	No. of Training Programmes Conducted	No. of Trained Persons			
			Male	Female	SC	ST
	 Skill Development Training	<input type="text" value="0"/>	<input type="text" value="0"/>	<input type="text" value="0"/>	<input type="text" value="0"/>	<input type="text"/>

7. Extension Activities Organized

	Type of Extension Activities	No. of Extension Activities Organized	No. of Farmers Benefited			
			Male	Female	SC	ST
	Group Meetings	0	0	0	0	
	Kisan Goshthi	0	0	0	0	
	Field Day	0	0	0	0	
	Seminar	0	0	0	0	
	Workshop	0	0	0	0	
	Agriculture Exhibition	0	0	0	0	
	Film Show	0	0	0	0	
	Agriculture Method Demonstration	0	0	0	0	
	Kisan Mela	0	0	0	0	
	Scientist visit to Farmers field	1	139	42	23	
	Farmers Visit to KVK	1	123	31	45	

Top

Other Extension Activities	0	0	0	0	
Total	2	262	73	68	

8. Production of Seed		Quantity of Seeds Produced (Quintals)					
	Oilseeds	Pulses	Cereals	Sugarcane	Potato	Other vegetables	Other
	0	0	0	0	0	0	
9. Production of Planting Material			Quantity of Planting Materials Produced (Number)				
Crops			Fruits	Vegetables	Agro-Forestry	Plantation Crops	
			0	110	0	0	
Livestock			Fingerlings	Poultry	Cattle	Bio-agents or products	
			113	141	0	0	
10. Soil, Water, Plant, Manures Samples Testing				No. of Sample Tested			
			Soil	Water	Plant	Manure	
			72	0	0	0	

Top

11. Mobile Agro- Advisory Provided to Farmers

	No. of Agro-Advisories Issued <input type="text" value="4"/>	No. of Recipient Farmers <input type="text" value="156"/>
--	---	--

12. Special Events

	Type of Special Events	No. of Special Events Organized	No. of Farmers Benefited			
			Male	Female	SC	ST
	National Science Day	<input type="text" value="0"/>	<input type="text" value="0"/>	<input type="text" value="0"/>	<input type="text" value="0"/>	<input type="text"/>
	Total	<input type="text" value="0"/>	<input type="text" value="0"/>	<input type="text" value="0"/>	<input type="text" value="0"/>	<input type="text"/>

13. School Dropouts Training

	Type of Training	No. of Training	No. of Participants			
			Male	Female	SC	ST
	School Dropouts Training	<input type="text" value="0"/>	<input type="text" value="0"/>	<input type="text" value="0"/>	<input type="text" value="0"/>	<input type="text"/>

Submit

Clear

Top

